



2017

2018 04

		"
		"
		B
		P B
		intraocular lens
CSR		
		A

			300238
			Guanhao Biotech Co.,Ltd.
			Guanhao Biotech
			12
			510530
			12
			510530
			www.guanhaobio.com
			ir@guanhaobio.com

	12	12
	020-32052295	020-32052295
	020-32211255	020-32211255
	ir@guanhaobio.com	ir@guanhaobio.com

	http://www.cninfo.com.cn

	B 11

	19		

	2017	2016	
--	------	------	--

	1,165,146,050.27	1,388,145,390.63	1,394,394,092.91	-16.44%	581,044,881.83	581,044,881.83
--	------------------	------------------	------------------	---------	----------------	----------------

	86,943,486.01	110,987,411.34		

	-127,530.12	2,152,706.09		

2016		2016		3,700	2015	3,080
620		20.1%				
	19%	16%	13%		1:7	
1:3				6	100	
329 /		513 /				
2						
2008						

2021

1,000

2017 8

FDA

	3,456.20
--	----------

2

--	--	--	--	--	--	--

2007

[2007]208

2016

10

+

2017

	7,319.13	45,036.70	43.98%	6,712.71	58.71%
	0.22	19.42%		5,747.52	0.91%
		4.35	3.98%	3.21%	
1.			33.81%		
233.71%					
2.					

100%

2016	A	ISO13485	B
2	95	73	22
		3	4
			2
			2

2017

2,471

	724,000.00
2016	916,600.00
2017	120,000.00
	40,000.00
2017	724,000.00
	450,000.00
	150,000.00
2016	280,000.00
	3,000.00
	500,000.00
	250,000.00
	90,000.00
2017	100,000.00
	50,000.00
2016	16,400.00
	16,400.00
	28,300.00
	140,000.00
2017	340,000.00

	500,000.00
	121,800.00
	356,000.00
	900,000.00
	500,000.00
	660,900.00
2017	1,380,000.00
2017	2,400,000.00
	10,500,000.00
	134,218.38
2016	39,726.03
	500,000.00
2017	803,600.00
	200,000.00
	250,000.00
	154,500.00
2017 9 2017 10	27,000.00
2016	320,000.00
	11,600.00
	15,000.00
	24,713,044.41

2017

140

300

3

2

2

20

&

20

1

2

1

10

17,547,312.86

3.90%

11,705,582.24

3.74%

3



10 --

	44,940,914.53
	74,445,195.38

6

1.

	58.20%		2017.10.18	
	58.20%		2017.11.13	

2.

2017 12 31

2017 1 13

1,000,000.00

3.

)

\

2		21,454,485.41	4.76%
3		20,182,340.50	4.48%
4		19,835,602.56	4.40%
5		13,838,076.92	3.07%
	--	99,313,604.54	22.05%

	77,805,896.90
	95.11%
	0.00%

5

1		55,902,957.82	688

4

1

1			

2

3	Benvitimod Nasal Spray		
---	------------------------	--	--

a. 2017

2018

b. CAR-T

CAR-T

TanCAR

c. CiPS

iPS
T

EPS (

EPS

EPS

d.

	43.24%	48.26%	30.27%
	25.44%	25.44%	11.87%

					JQY1700458
6				2018/1/5	. JQY1700459
7				2017/4/16	. JQY1601788
8				2017/4/16	. JQY1601888
9			Accuject Naviject ;Viscoject Viscoject eco	2022/12/25	
1				2021/3/27	

3.

	6	9	1
	6	7	1
	0	2	0

5

	2017	2016	
	535,319,978.65	332,441,619.86	61.03%

	516,101,763.26	301,760,798.11	71.03%
	19,218,215.39	30,680,821.75	-37.36%
	41,800.00	72,091,095.00	-99.94%
	316,264,466.11	505,142,650.02	-37.39%
	-316,222,666.11	-433,051,555.02	-26.98%
	375,200,000.00	644,970,980.32	-41.83%
	124,061,404.28	209,794,040.95	-40.87%
	251,138,595.72	435,176,939.37	-42.29%
	-46,915,380.15	33,319,669.36	-240.80%

1

2017

	193,561,500.67	11.27%	204,059,319.94	12.09%	-0.82%	
	48,550,211.82	2.83%	3,580,965.53	0.21%	2.62%	
	165,000,000.00	9.60%	80,000,000.00	4.74%	4.86%	
	159,600,000.00	9.29%		0.00%	9.29%	

2

3

58.2%

58.2%

1

§& "N14GIGiDpDZYVHC

§& "N14GIGiDpDZYVHC

	--	--	266,000,000.00	--	--	--	--	--	0.00	-9,188,214.65	--

3

4

5

1


2011	24,726.18	24,726.18	24,726.18	0	0	0.00%	0	

2016

43,597.1

2

	()	(1)	(2)	(3) (2)/(1)						
1.		3,800	3,800	0	3,422.5	90.07%	2018 12 30			
2.		4,955	4,955	0	4,341.64	87.62%	2018 12 30			
3.		2,020	2,020	0	1,812.98	89.75%	2018 12 30			
4.		30,000	30,000	0	30,000	100.00%	2018 12 30	6,986.5		
5.		5,270	5,270	372.93	372.93	7.08%	2018 12 30			
6.		2,251	2,251	423.41	423.41	18.81%	2018 12 30			
7.		5,479	5,479	4,867.28	4,867.28	88.84%	2018 12 30			
	--	53,775	53,775	5,663.62	45,240.74	--	--	6,986.5	--	--
1.				0	13,951.18					
	--				13,951.18	--	--		--	--
	--	53,775	53,775	5,663.62	59,191.92					

	36,445,655.43	2016	
			42,592,965.92
		1,000,000.00	
	1,000,000.00		41,592,965.92
	41,592,965.92	2017	12 31

10%

			54,500,000	208,660,217.73	162,297,198.74	246,570,837.75	93,550,312.87	69,865,043.52

		-7,837,479.27
		-1,350,735.38

2.

4.

"

9.

2007

[2007]208

2016
 2017 2 24 265,155,701 10 0.80
 21,212,456.08

10	0
10	0.50
10	0
	265,155,701
	13,257,785.05
	0.00
	100.00%
	20
2017	57,475,204.77

21,212,456.08	1,550,843.90	2016	243,666,914.04	2017	12	31	2016
	278,414,711.67		35,892.84				2017
2.66	53.35%		53.35%	2018			2017
	265,155,701		10		0.5		2017
	13,257,785.05						

3

2016 3 31

2015

2015

2015

2015

2017 2 24

2016

2016

2017 2 24

265,155,701[]

10 0.80

21,212,456.08

2017 2 24

44

598,128

265,753,829

265,155,701

2018 4 4

2017

265,155,701

10

0.50

13,257,785.05


2017	13,257,785.05	57,475,204.77	23.07%	0.00	0.00%
2016	21,212,456.08	56,955,820.90	37.24%	0.00	0.00%
2015	0.00	63,366,042.79	0.00%	0.00	0.00%

1

--	--	--	--	--	--

			36		2016 09 27		
			36		2016 09 27		
		36					

		=	÷			
		=		× 1		
		=				
		×				



--	--	--	--	--	--	--	--	--	--

--	--	--	--	--	--	--	--

“ ”

“ ”

1.

--	--	--	--	--

58.20%

()

1.

6

2017 9 21

6 2018 3 21

6

2017-073

2017 10 25

3

3,522,428

1.33%

3

2017 11 4

1

7,424,901

2.80%

25.373 /

2017-091

2.

1		2017-2-27	
2		2017-2-27	
3		2017-2-27	
4		2017-2-27	
5		2017-2-27	
6	2016	2017-3-21	
7		2017-3-21	
8		2017-4-29	
9		2017-6-2	
10		2017-7-1	
11		2017-7-15	
12		2017-7-15	
13		2017-7-15	
14		2017-7-15	
15		2017-7-15	
16		2017-8-31	
17		2017-9-21	
18		2017-9-21	
19		2017-9-22	
20		2017-9-22	
21		2017-10-28	
22		2017-11-4	

1

2

3

4

5

2017

26,600.00

53.35%

53.35%

58.20%

58.20%

	2017 08 11	

1

1

2

3

		M2	
12		4,701.00	238.86
	11 B3	23,983.28	580.43
1	2017 8	12,268.00	0.48

10%

10%

2


3

1

2

4





2

3

1. 2016

2017 2 23

163753

2017 3 24

2017 3 28

2017 8 10

2017 9 29

2016

2016

2017 9 30

2016

2017-081

2017 11 6

[2017]807

1.

2017 8 10

8,500

12,100

2017 8 11

2017-065

2.

2017

[2017]412

[2010]680

125

2018 2 13

2018-015

						27	36
	7,612,281	1,903,070		5,709,211		9	2016 27 12
	3,806,140			3,806,140		2016	9 27 36
	5,074,855			5,074,855		2016	9 27 36
	1,540,125			1,540,125			25%
	481,831			481,831			25%
	0		13,500	13,500			25%
	120,000	63,370		56,630			25%
	76,851,421	2,123,940	1,562,545	76,290,026	--		--

1

2

1.

2016 11 18

45,000

45,000

265,798,829

5.935 /

265,753,829

2017 1 25

2017 2 24

2016

		1.91%	5,074,855		5,074,855	0		5,074,855
		1.52%	4,020,000					
		1.44%	3,806,140		3,806,140	0		
		1.22%	3,236,930					

PIPE			
PIPE		2,869,328	2,869,328
		2,330,000	2,330,000
	PIPE		
	PIPE	PIPE	PIPE
	29		
	1		
		2,330,000	2,330,000

10


10


10

10

2

	/			
--	---	--	--	--





1. 1970 5

2. 1973 5

3. 1984

4. 1966 10
EMBA

5. 1957 7

6. 1954 7

	2008			2011	2013 2017
		10	2017	281.48	

			48		65.19	
			45		105.95	
			52		14.6	
			34		0.33	
			64		10	
			61		10	
			80		3.14	
			50		2	
			47		21.32	
			47		48.95	
			57		67.07	
			83		45.14	
			44		1.67	
			56		66.71	
			40		41.14	
			52		1.67	
			56		8.33	

--	--	--	--	513.21	--
----	----	----	----	--------	----

3

4

1

2016		32.23%	2017 03 21	2017 03 21	
2017		40.07%	2017 08 22	2017 08 22	
2017		23.81%	2017 10 24	2017 10 24	

2

2.

3.

2

4.


2017

2017

1

2

	2018 04 09	
		100.00%
		100.00%



	2018 04 04
	[2018] ZC10167

2017

2017 12 31

2017

2017 12 31

--	--

8

48F>H"bQV004 2017 12 31
568,652,378.16

2017	
26,600.00	1.
53.35% 2017	
-24,974.60	2.
2016	

	2
--	---

2017

1

2017 12 31

		35,892.84
	93,976,976.25	61,748,317.61

	278,414,711.67	243,666,914.04
	1,165,146,050.27	1,394,394,092.91
	47,775,304.05	62,987,253.92
	1,212,921,354.32	1,457,381,346.83
	1,718,166,654.41	1,688,311,545.77

2

	78,864,516.46	69,558,885.16
	2,000,000.00	
	69,110,833.45	69,809,248.84

	2,446,296.78	2,362,256.28
	39,868,226.84	45,382,956.69
	26,072,649.54	22,470,057.30
	5,426,582.02	6,653,324.64
	1,181,604.61	588,378.84
	12,888,800.00	
	1,297,028,763.42	1,322,122,702.91
	1,492,425,755.45	1,560,308,423.93
	165,000,000.00	80,000,000.00
	232,903.10	326,168.27
	1,073,660.47	4,570,455.53
	3,259,064.84	4,916,729.10
	3,422,051.64	6,119,556.76
	493,392.78	86,763.89
		35,892.84
	12,456,989.00	22,356,235.93
	185,938,061.83	118,411,802.32
	159,600,000.00	

		4,450.00
	30,822,575.00	35,289,544.09
	71,948.94	177,973.52
		4,353,871.88
	190,494,523.94	39,825,839.49
	376,432,585.77	158,237,641.81
	265,155,701.00	265,798,829.00

	3,807,914.98	4,838,386.39
	170,609,718.62	109,344,157.56
	87,397,273.34	70,841,391.49
	1,764,862.70	5,436,654.38
	5,023,044.89	3,042,581.65
	-20,869,669.35	-8,642,783.29
-		
-	-10,470.01	64,533.37
	26,654,210.12	
	67,127,059.07	42,295,161.80
	6,555,745.52	19,275,682.84
	491,472.11	281,458.49
	73,191,332.48	61,289,386.15
	25,467,829.43	12,987,637.84
	47,723,503.05	48,301,748.31
	47,723,503.05	48,301,748.31
	57,475,204.77	56,955,820.90
	-9,701,322.49	

1.		
2.		
	-9,219,839.53	3,747,702.89
1.		
2.		

					2017
				156,041,274.65	202,849,401.48
				23,839,765.79	32,807,825.27
				2,386,962.96	2,843,961.08
				59,302,387.09	60,547,943.89

1.		
2.		
3.		
4.		
5.		
6.		

	535,319,978.65	332,441,619.86
	140,727,376.63	46,776,861.51
	72,538,979.15	66,869,333.71
	42,695,639.48	44,394,976.71
	260,139,768.00	143,719,626.18
	516,101,763.26	301,760,798.11
	19,218,215.39	30,680,821.75
		32,400,000.00
	41,800.00	261,095.00
		39,430,000.00
	41,800.00	72,091,095.00
	31,880,966.11	64,175,865.78
	284,383,500.00	100,375,000.00
		300,820,470.80
		39,771,313.44
	316,264,466.11	505,142,650.02
	-316,222,666.11	-433,051,555.02
	4,000,000.00	451,470,980.32

	324,600,000.00	180,000,000.00
	46,600,000.00	13,500,000.00
	375,200,000.00	644,970,980.32
	80,000,000.00	201,500,000.00
	25,102,239.60	6,947,543.76
	18,959,164.68	1,346,497.19
	124,061,404.28	209,794,040.95
	251,138,595.72	435,176,939.37
	-1,049,525.15	513,463.26
	-46,915,380.15	33,319,669.36
	325,197,064.31	291,877,394.95
	278,281,684.16	325,197,064.31

6

	265,79 8,829. 00				851,910 ,463.72	4,353,8 71.88	3,215,0 37.95		34,156, 720.08		243,666 ,914.04	62,987, 253.92	1,457,3 81,346. 83
	265,79 8,829. 00				851,910 ,463.72	4,353,8 71.88	3,215,0 37.95		34,156, 720.08		243,666 ,914.04	62,987, 253.92	1,457,3 81,346. 83
	-643,1 28.00				-260,03 7,588.5 2	-4,353,8 71.88	-9,219,8 39.53		1,550,8 43.90		34,747, 797.63	-15,211, 949.87	-244,45 9,992.5 1
							-9,219,8 39.53				57,475, 204.77	-9,751,7 01.72	38,503, 663.52
	-643,1 28.00				5,482,4 11.47	-4,353,8 71.88						-5,460,2 48.15	3,732,9 07.20
1	-643,1 28.00				-3,977,8 36.68							4,000,0 00.00	-620,96 4.68

2

2													
3											-21,212,456.08		-21,212,456.08
4											35,892.84		35,892.84
1													
2													
3													
4													
1													
2													
						-265,519,999.99							-265,519,999.99
	265,155,701.00				591,872,875.20		-6,004,801.58		35,707,563.98		278,414,711.67	47,775,304.05	1,212,921,354.32

	246,995,000.00				112,826,870.98	8,664,383.91	-532,664.94						

											-9,552,246.48	22,023,251.85	12,471,005.37
	246,995,000.00				112,826,870.98	8,664,383.91	-532,664.94		29,157,945.40		191,709,867.82	61,595,767.21	633,088,402.56
	18,803,829.00				739,083,592.74	-4,310,512.03	3,747,702.89		4,998,774.68		51,957,046.22	1,391,486.71	824,292,944.27

3						-4,353,871.88					4,353,871.88
4											
									912,127.55	-22,088,690.79	-21,176,563.24
1									912,127.55	-912,127.55	
2										-21,212,456.08	-21,212,456.08
3										35,892.	

2											
	265,798, 829.00				836,752,4 57.84	4,353,871 .88			35,605,28 6.71	268,268 ,080.45	1,402,070 ,782.12

(2009)306 (

) 27

91440000707688515X 2011 7 300238

2017 12 31 265,155,701 265,155,701.00

12 12 6846

6846

2018 4 4

2017 12 31 1 2

3 4 5

6 7 8 9

10 11 12

13 14 1 15

16 17 18

19 20 21 22

23 24

1 2017 2 3

2

1

15

2

12

1

2

1 1 12 31

3

12

4

5

2!Da_1fYá 5ie€là• yÀç„`D•A„F òÿ 'fE`HC ë VdW•5Ä D1ĩ ñ7 f8^ 8*; (ÍĐ € œ (F J 7 C ¿)ñ &dXs„ 'S

F-X Ö z O µ È 7- O) < 0 x f ; ; ' > Û € - læ Ç > Û 8 ! - ë £ Á Ja ¼ ' • sí ± Ö Ä ! Y # " • yt 4 ÷ ÿ ' f E † 8 ë ¾ ' • s ë , ' : † pp „ Á f ô ' ! Y 8 # ú ! w L " p } Á d

(€ Ä y ñ ë ç d 7 3 8 B Q , 3 F - p ' ™ p é x z ` † pp „ Á ' ' = ` Q P ÿ z # ë 9 8 í ± ¾ " x [[Ç Ä • 0 f £ é • Ö ð ç ÿ ' f E † 8 5 3 ;

7

- 1
- 2
- 3
- 4
- 5

8

9

1

2

10

1

2

3

4

5

6

2 3	30.00%	30.00%
3 4	50.00%	50.00%
4 5	80.00%	80.00%
5	100.00%	100.00%

3

--	--

13

- 1
- 2

14

- 1

- 2

656X6X15E 280P8&b285A 6W@PA6PY dCEPDE,C.MA:GK)ZEM)A 6EWA)A CEPRXIFKIDC9A

15

1

1

2

2

		15-50	5	4.75-1.90
		5-30	5-10	19.00-3.00

		3-5	5-10	31.67-18.00
		5-10	5-10	19.00-9.00
		3-5	5-10	31.67-18.00

3

CRF

- a.
- b.
- c.
- d.
- e.

10 --

20

1

2

21

1

2

/

/

()

3

4

S &

(

2

24

1

2

1

2

28

1

2

3

1

2

3

1

1

2

3

2

()

- 1
- 2

42

16

2017

42

2017 5 28

2017

16

2017 6 12

2017 1

1

2017 1 1

2017

2017

2

--	--	--	--

1

		3% 6% 17%
		7%
		15%
		3%
		2%

1	25%
2	16.50%
3	25%
4	15%
5	25%
6	25%
7	25%
8	25%
9	25%

10	25%
11	25%
12	25%
13	15%
14	25%
15	25%
16	25%
17	25%
18	25%
19	25%
20	16.50%
21	16.50%
22	25%
23	25%
24	25%

2

1					[2009]9
				6%	
		6%			
	[2014]57		[2009]9		6%
3%	2014 7 1				
2	2008 1 1				
		15%			
	2014			[2014]15	2014
10 10			GF201144000267	2014 1 1	
		15%			
2017					
	GR201744006410		2017	15	

1

	57,759.21	81,316.41
	278,223,924.95	325,115,747.90

	278,281,684.16	325,197,064.31
	5,180,011.75	10,358,221.59

2

1

	5,000,000.00	17,097,803.36
	5,000,000.00	17,097,803.36

3

1

	162,218,483.03	99.77%	7,874,274.25	4.85%	154,344,208.78	94,365,185.71	99.60%	3,806,547.04	4.03%	90,558,638.67
	377,021.00	0.23%	377,021.00	100.00%		377,021.00	0.40%	377,021.00	100.00%	
	162,595,504.03		8,251,295.25		154,344,208.78	94,742,206.71		4,183,568.04		90,558,638.67

1	132,064,288.02	660,321.44	0.50%

4

1

	12,658,151.79		340,008.93		12,318,142.86	8,670,534.64		19,022.89		8,651,511.75

1			
1		3,507,693.44	17,538.47 0.50%
1 2		2,391,264.59	239,126.46 10.00%
3 4		3,500.00	1,750.00 50.00%
		5,902,458.03	258,414.93

2	6,674,099.76	
	6,674,099.76	



4

1

5

2

	29,565.48	585,895.67		186,558.45		428,902.70
	29,565.48	585,895.67		186,558.45		428,902.70

3

4

7

	6,170,435.50	776,936.80
	5,950,832.01	4,876,959.41
	437,623.51	37,200.00
	12,558,891.02	5,691,096.21

8

1

	65,000,000.00		65,000,000.00	62,000,000.00		62,000,000.00
	65,000,000.00		65,000,000.00	62,000,000.00		62,000,000.00
	65,000,000.00		65,000,000.00	62,000,000.00		62,000,000.00

2

	2.30			6.49						5.81	
	7,004,640 .83			-7,004,64 0.83							
	377,568.9 2	3,383,500 .00		-217,006. 66						3,544,062 .26	

46,998,25
5.03

-2,492,57
8.09

44,505,67
6.94

3.		18,612.00	247,400.00	1,743,292.00	197,388.00	2,206,692.00
1		18,612.00	247,400.00	1,743,292.00	197,388.00	2,206,692.00

2

3

	267,000.00	253,650.00		13,350.00

4

5

			127,567,098.86	
1	115	968 -1 1	629,866.72	
			128,196,965.58	

2017 6 29

968 -1 1 1 115

11

1

(2,232,116.78		2,232,116.78	2,148,076.28	2,148,076.28
)				447,014.29	447,014.29

2

(2,148,076.28	84,040.50				2,232,116.78	90%				
)		55,128.92	149,878.27	147,991.48			57,015.71					
		193,396.23	2,559,291.47	2,559,291.47			193,396.23					
		447,014.29	539,567.10			986,581.39						
		326,000.00	763,090.00			1,089,090.00						
			45,711,333.29	55,000.00			45,656,333.29					
		3,169,615.72	49,807,200.63	2,762,282.95	2,075,671.39	48,138,862.01	--	--				--

12

1



1					
4.					
1.					



56,801,851.92

13,484,093.32

	1,913,075.65	5,357,541.97
		294,174.74
	48,278.39	75,572.23
	1,235,697.90	1,398,721.26
	3,197,051.94	7,126,010.20

21

1

	12,612,206.18	73,137,618.82	73,939,782.23	11,810,042.77

--	--	--	--	--

		35,892.84
		35,892.84

1

25

1

	5,310,719.44	5,170,100.32
	14,445,661.37	12,053,934.46
	1,052,716.93	2,047,587.33
	14,624,920.98	17,149,920.98
	58,542,957.53	25,326,774.52
	93,976,976.25	61,748,317.61

2

1

	10,336,800.00	
	6,390,000.00	
	2,624,920.98	
	12,000,000.00	
	31,351,720.98	--

1

2,624,920.98

12,000,000.00

2

		6,390,000.00	2,790,000.00

26**1**

	159,600,000.00	
	159,600,000.00	

27**1**

--	--	--

		500,000.00		166,900.00			333,100.00	
2017		2,214,300.00		2,214,300.00				
2016		916,600.00	916,600.00					
		450,000.00	450,000.00					
2017		120,000.00	120,000.00					
2016		500,000.00	500,000.00					
		280,000.00	280,000.00					
		80,000.00	80,000.00					

2016								
		50,000.00	50,000.00					
2017		500,000.00	500,000.00					

750,000.00

750,000.00

--	--	--	--	--	--	--

-								
2017								
-		200,000.00	200,000.00					
		140,000.00		140,000.00				
2017 9								
2017 10		27,000.00	27,000.00					
		300,000.00	300,000.00					
2016		300,000.00	300,000.00					
		20,000.00	20,000.00					

10,500,000.0

0

10,500,000.0

0



2,400,000.00

	57,475,204.77	56,955,820.90
	1,550,843.90	4,998,774.68
	21,176,563.24	
	278,414,711.67	243,666,914.04

37

	117,521,597.63	58,213,973.75
	11,852,208.16	8,997,612.30
	25,883,258.87	

	-4,513,762.65	158,333.93
	121,012.26	2,141,979.82
	1,764,862.70	5,436,654.38

40

	437,652.48	
	12,721.92	
	37,740.00	
	1,668,342.96	
	783,000.00	

	10,500,000.00	
-	1,590,015.00	
-	2,400,000.00	
	11,600.00	
2016	16,400.00	
2017	16,400.00	
2016	65,600.00	

44

	6,201,132.08	18,824,673.41	6,201,132.08
	354,613.44	451,009.43	354,613.44
	6,555,745.52	19,275,682.84	6,555,745.52

								/
							37,740.00	
							12,721.92	
							1,668,342.96	
							1,106,655.12	

							6,660.00	
							437,652.48	
(2011A08140 2001)							157,747.41	
							307,000.00	
							48,203.22	
							75,000.00	
2015							161,500.00	
							350,000.00	
							100,000.00	
							1,050,000.00	

2015							1,046,000.00	
							78,000.30	
2016							500,000.00	
2016							1,000.00	

2016
4

120,000.00

2016							150,000.00	
						80,000.00	600.00	

							184,000.00	

							30,000.00		

146,550.00

-								
2017 -						500,000.00		
2017 -						200,000.00		

2017 9

2017 10

							90,000.00	
							6,300.00	
							40,000.00	
							50,000.00	
						15,000.00		
							4,413,000.00	
	--	--	--	--	--	6,201,132.08	18,824,673.41	--

45

46

1

	19,988,643.96	15,085,473.10
	5,479,185.47	-2,097,835.26
	25,467,829.43	12,987,637.84

2

	73,191,332.48
/	10,978,699.87
	-960,867.38
	-977,406.67
	2,553,418.65
	2,045,702.82
	-880,816.67
	454,994.29
	7,677,733.81
	4,576,370.71
	25,467,829.43

47

1

#

&

	43,934,510.06	11,320,031.17
	26,189,634.24	12,772,615.22
	17,121,395.02	
	652,034.96	
	92,338,269.53	28,356,187.58

2

	11,980,988.29	10,108,751.50
	6,301,704.91	13,316,385.01
	11,852,208.16	9,293,418.39
	120,322,790.03	40,070,101.75
	92,172,633.08	70,930,969.53
	17,509,443.53	
	260,139,768.00	143,719,626.18

3

48

1

1	--	--
	47,723,503.05	48,301,748.31
	5,023,044.89	3,042,581.65
	17,845,739.31	17,850,269.20
	8,756,452.28	7,038,549.90
	5,325,160.67	3,556,880.55
	10,470.01	31,676.85
	9,328.55	
	6,084,545.69	7,553,526.90
	20,869,669.35	8,642,783.29
	-2,092,523.76	-8,713,858.61
	7,504,400.978	

	278,281,684.16	325,197,064.31
	57,759.21	81,316.41
	278,223,924.95	325,115,747.90
	278,281,684.16	325,197,064.31

49

1

	--	--	5,180,011.75
			2,234,580.96
			2,945,430.79
	--	--	5,895,152.07
			5,895,152.07

2

1f

1

A

	58.20%		2017 10 18			-10,422,101.0 2		-9,536,309.93
	58.20%		2017 11 13			-14,418,140.6 1		-4,969,127.81

2

--	226,792,250.00	54,727,750.00

3

	43,896,196.11	38,108,875.25	37,363,984.07	36,661,703.55
	7,218,473.45	133,471.03	2,740,912.27	1,760,650.55
	4,928,778.50	9,364,238.12	1,130,709.51	5,370,439.13
	140,000.00		963,365.52	1,768,425.27
	1,213,541.59	620,211.52	9,591,521.85	9,841,709.16
	6,663,750.55	7,756,089.05	1,225,944.84	1,501,675.92
			17,383.72	
	23,455,811.87	19,530,308.65	10,092,813.18	4,365,785.20

				100.00%		
				100.00%		

-791,444.29		34,483,875.76
-653,458.61		-2,282,432.20
-108,542.45		-4,318,738.69
-965,286.63		6,308,892.40
-30,114.66		2,769,885.34
-970,115.78		9,444,971.02
-5,628,979.96		-84,087.89

	3,758,86 0.43	3,853,82 4.86	7,612,68 5.29	75,986.9 1		75,986.9 1	4,182,20 5.63	4,069,66 3.95	8,251,86 9.58	172,458. 94		172,458. 94
	630,202. 04	5,421,64 9.06	6,051,85 1.10	6,624,84 7.03		6,624,84 7.03	910,685. 36	7,399,38 0.17	8,310,06 5.53	2,738,26 4.93		2,738,26 4.93
	3,089,04 5.81	753,400. 82	3,842,44 6.63	1,077,98 8.76		1,077,98 8.76	2,036,74 7.34	374,245. 14	2,410,99 2.48	2,533,72 7.83		2,533,72 7.83
	15,240,9 87.09		51,723,9 41.84	27,218,3 32.39	1,909,98 5.00	29,128,3 17.39	6,497,83 0.14	30,163,8 73.41	36,661,7 03.55	9,995,21 3.36	1,750,01 4.58	11,745,2 27.94

	2,830.19	-2,320,851.16	-2,320,851.16	-1,450,605.49		-4,969,127.81	-4,969,127.81	-3,196,789.74
		-13,466,459.23	-13,466,459.23	-5,263,037.23		-9,536,309.93	-9,536,309.93	-28,285,890.97

2

1

				26.50%		
				49.33%		
				30.00%		
					33.83%	
					24.75%	
TEKIA INC.					30.00%	

	1,057,69 3.58	27,963,7 27.16	10,068,4 72.61	10,551,2 34.88	97,278,5 93.88	6,454,22 2.76	4,553,82 8.16	17,092,5 10.81	42,689,3 52.38	1,256,97 5.95	188,311, 884.73	11,460,3 61.32
	20,834,3 22.70	17,215,3 59.07	51,751,4 67.22	241,150. 85	91,214,4 73.79	1,526,69 4.59	20,625,7 62.70	20,063,4 35.25	25,801,0 47.98	12,066.0 8		1,876,31 8.24
	21,892,0 16.28	45,179,0 86.23	61,819,9 39.83	10,792,3 85.73	188,493, 067.67	7,980,91 7.36	25,179,5 90.86	37,155,9 46.06	68,490,4 00.36	1,269,04 2.03	188,311, 884.73	13,336,6 79.57
	16,578,9 35.14	23,703,7 62.23	42,030,3 67.07	264,616. 33		1,651,38 4.51	14,771,1 37.48	638,955. 91	4,239,52 1.15	100,000. 00	-359,852 .76	1,683,49 6.18
		786,585. 40	22,237,7 96.81			683,779. 79			40,902,0 76.43			820,855. 66
	16,578,9 35.14	24,490,3 47.63	64,268,1 63.88	264,616. 33		2,335,16 4.30	14,771,1 37.48	638,955. 91	45,141,5 97.58	100,000. 00	359,852. 76	2,504,35 1.84
			-2,874,7 30.52									
	5,313,08 1.14	20,688,7 38.60	426,506. 47	10,527,7 69.40	188,493, 067.67	5,645,75 3.06	10,408,4 53.38	36,516,9 90.15	23,348,8 02.78	1,169,04 2.03	188,671, 737.49	10,832,3

2017 12 31

154,344,208.78

8.98%

1

2017 12 31

165,000,000.00

159,600,000.00

2017

10,598,308.34

100

2

	2,234,580.96	2,945,430.79	5,180,011.75	8,845,433.56	1,512,788.03	10,358,221.59
		5,895,152.07	5,895,152.07			
		2,904,671.20	2,904,671.20			

--	--	--	--	--	--

60% 40%

		146,000.00			
--	--	------------	--	--	--

/

		1,509,963.60	1,753,984.40
		23,840.65	11,594.11
		7,474.27	3,754.76
		30,188.68	115,924.54
		43,773.59	51,886.80
		2,437,572.39	3,877,067.59
		326,849.38	54,427.73
		142.86	
		5,660.38	

		285,714.24	336,000.00

3

	159,600,000.00	2017 10 25	2024 10 25	
	159,600,000.00	2017 10 25	2024 10 25	
	20,000,000.00	2017 02 01	2018 02 01	
	20,000,000.00	2017 03 01	2018 03 01	

1 2017 10 24

2017 171001 01

2017 10 24

2017 171001

15,960.00

2017 10 25 2022 10 25

2 2017 10 24

2017 171001 02

2017 10 24

2017 171001

15,960.00

2017 10 25 2022 10 25

3

2017 1

4

2017 1

4

	21,675,000.00	2016 08 15	2017 03 02	2017 3 3 1,433.82
	7,336,800.00	2017 03 03		
	1,000,000.00	2017 01 06	2018 01 05	
	2,000,000.00	2017 01 16	2018 01 15	
	2,790,000.00	2016 11 18		
	3,600,000.00	2017 01 12		
	20,000,000.00	2017 02 27	2018 02 26	
	20,000,000.00	2017 03 02	2018 03 01	

5

6

	3,798,257.94	4,497,791.45

7

		266,000,000.00	14,425,000.00

6

1

		12,000,000.00			
		3,275,000.00	180,725.00	1,731,800.00	8,659.00
		225,000.05	1,125.00		

1

	0.00
	0.00
	598,128.00

2013 11 15 2013 2013 11 16
 1,245,000.00 11.87 2013 11 18 2013 12 23
 2014 11 15 2013 2014 9 2
 25.27 2014 9 2 2014 10 9 150,000.00
 2014 3 97,500.00 2015 3 2014
 0

2

3

1

	13,257,785.05
	0.00

1

1

1.

a.

b.

2.

3.

4.

5.

6.

1

	432,819,668.88	104,033,102.16	301,084,078.17	59,198,769.45
	432,819,668.88	104,033,102.16	301,084,078.17	59,198,769.45

2

	126,895,716.25	9,989,127.45	173,114,713.03	14,590,983.42
	15,343,169.45	2,404,581.76	13,578,819.75	2,442,984.54
	4,219,432.21	1,029,777.57	7,392,554.36	2,328,207.19
B ()	12,635,453.66	2,029,602.41	9,023,530.51	1,639,138.48
	1,287,840.66	873,176.42	674,475.76	422,780.30
	19,655,641.52	6,836,602.36	17,471,116.71	8,028,720.54
	8,622,021.66	9,409,509.92	9,498,507.89	9,708,346.05
	244,160,393.47	71,460,724.27	69,799,288.05	19,290,883.20
			531,072.11	746,725.73
	432,819,668.88	104,033,102.16	301,084,078.17	59,198,769.45


3

	103,479,400.75	20,384,596.34	42,036,746.66	2,775,336.00

3

1

1



2

3,250,920.86

0.00

3

4

1			
1	284,226.42	1,421.13	0.50%
1 2	500,764.59	50,076.46	10.00%
	784,991.01	51,497.59	

2	21,489,935.24		
	21,489,935.24		

2

48,993.77

0.00

3

4

	88,000.00	2,193,689.07
	331,350.00	456,887.00

p£



12,258,575.06 1

55.03%

	10,000,000.00			10,000,000.00		
	30,000,000.00			30,000,000.00		
	15,000,000.00			15,000,000.00		
	599,999,994.21			599,999,994.21		
		1,654,737.16		1,654,737.16		

4

	154,774,607.97	23,349,460.09	199,044,383.44	30,671,143.85
	1,266,666.68	490,305.70	3,805,018.04	2,136,681.42
	156,041,274.65	23,839,765.79	202,849,401.48	32,807,825.27

5

	-16,741,486.06	-5,474,243.79
	-16,741,486.06	-5,474,243.79

1

	-19,798.56	
	32,855,342.20	
	-24,840,241.63	
	-127,530.12	
	6,980,171.07	
	-4,172,945.53	
	5,060,546.35	--

1

1

2

		/	/
	3.98%	0.22	0.22
	3.63%	0.20	0.20

