



2018

2018 08

)

(

1.

2016 5 4

.....2

| | | |
|------|--|--|
| | | |
| | | |
| | | |
| CFDA | | |
| | | |

| | | |
|--|--|--|
| | | |
| | | |
| | | |
| | | |
| | | |



300238

3

2017

4

2018 5 9

<http://www.cninfo.com.cn>

| | 195,195,652.74 | 197,930,897.35 | 200,235,257.05 | -2.52% |
|---|------------------|------------------|------------------|----------|
| | 6,094,868.49 | 25,698,188.86 | 16,888,574.72 | -63.91% |
| | -293,654.08 | 19,125,710.69 | 548,504.33 | -153.54% |
| | 48,343,445.29 | 1,072,869.17 | -20,733,249.28 | 270.54% |
| / | 0.02 | 0.10 | 0.06 | -66.67% |
| / | 0.02 | 0.10 | 0.06 | -66.67% |
| | 0.52% | 1.86% | 1.22% | -0.70% |
| | | | | |
| | | | | |
| | 1,705,608,405.18 | 1,718,166,654.41 | 1,778,374,054.24 | -4.09% |
| | 1,112,443,584.94 | 1,165,146,050.27 | 1,165,710,016.74 | -4.57% |

1

2

| | | |
|--|---------------|--|
| | | |
| | 9,855.16 | |
| | 11,739,563.00 | |
| | -4,140,545.07 | |
| | 858,210.73 | |
| | 2,518,074.61 | |
| | | |

10

/

1.

(7:) B

CAR-T CAR-T / CAR-T
CAR-T CAR-T CAR-T

3.

1.1

6 100 513

2

500 10 1500

5000

2010 824.8 2006

400 85%

10 200 5000

2. /

engineered T cells CART T Chimeric Antigen Receptor

10 18 CAR-T Kymriah CTL019 2017 CAR-T Yescarta 2013 FDA 2017 8 30 CAR-T

Kite CAR-T

AR- 2013 ACI GMP

2014

2017

40 30% 2

CAR-T CAR-T

2016 2017 CFDA

3.

70%

CAR-T

3. “ ”

2013

2016

2018 4

~~2018~~ 6

1,360

4.

1.1

CFDA

CFDA

CFDA

2018 7

CXHS1600007


CFDA

CFDA

III

2017L02086

24 w 0 Tc[399FD1E085F32CB40BCE087D0A41}27399F60D4CCE0>12393FF43933310AF12FF4430ABT1 0 0 1 117.5 694.5483 1440T47Tc



a. CAR-T

GMP

T

| | | | | | |
|--|----------------|----------------|----------|-----|--------|
| | 11,040,440.94 | 2,112,895.24 | 422.53% | 2.6 | 683.87 |
| | 324,117.78 | 6,020,596.38 | -94.62% | | |
| | 33,935,604.99 | 25,351,526.75 | 33.86% | | |
| | 48,343,445.29 | -20,733,249.28 | 270.54% | | |
| | -82,634,362.06 | -33,305,148.32 | -243.61% | 50% | 70% |
| | -59,273,760.17 | -11,725,915.21 | -343.88% | | 3,600 |
| | | | | | 1,500 |
| | -94,058,398.43 | -66,018,396.80 | -42.75% | | |

28.28%

897.13

10%

| | | | | | | |
|-------|---------------|--------------|--------|---------|---------|---------|
| | | | | | | |
| | | | | | | |
| | 58,933,295.83 | 2,995,468.70 | 94.92% | 3.06% | -25.18% | 1.92% |
| | 7,958,302.80 | 1,665,373.68 | 79.07% | 60.81% | 234.16% | -10.86% |
| | 2,329,329.93 | 263,413.47 | 88.69% | 41.08% | -17.60% | 8.05% |
| B () | 4,734,936.42 | 660,099.46 | 86.06% | 47.36% | 120.86% | -4.64% |
| | 1,474,393.22 | 639,953.09 | 56.60% | 802.01% | 166.13% | 103.71% |
| | 10,463,648.56 | 3,970,122.76 | 62.06% | 52.53% | 71.27% | -4.15% |
| | 128,304.49 | 29,307.14 | 77.16% | | | |

| | | | | |
|---|--|--|--|----------|
| | | | | |
| 4 | | | | 2022/7/2 |
| 5 | | | | 2023/5/7 |

6

| | | | | |
|--|---------------|----------|--|--|
| | -2,995,355.68 | -143.01% | | |
| | 0.00 | 0.00% | | |
| | 999,318.62 | 47.71% | | |
| | 1,932,796.84 | 92.28% | | |
| | 72,268.68 | 3.45% | | |

| | | | | | | | |
|----|--|--|--|--|--|--|--|
| | | | | | | | |
| | | | | | | | |
| 1. | | | | | | | |

1.

| | | | |
|-------|-------|---|---------|
| 3,800 | 3,800 | 0 | 3,422.5 |
|-------|-------|---|---------|

| | | | | | | |
|--|---------|---|-------|----|-------|---|
| | | | 2016 | | 5,000 | |
| | | | | 12 | 2018 | 1 |
| | 26 | | 5,000 | | | |
| | (2)2018 | 1 | 29 | | | |
| | | | 5,000 | | | |
| | 12 | | | | | |

1

2

10%

| | | | | | | | | |
|--|--|--|---------------|----------------|----------------|---------------|---------------|---------------|
| | | | 3,000,000.00 | 29,303,376.97 | -5,229,066.75 | 21,022,473.54 | -982,858.32 | -725,686.42 |
| | | | 10,380,693.00 | 5,795,909.65 | -1,770,867.17 | 2,345,933.79 | -1,393,691.99 | -1,197,871.24 |
| | | | 85,000,000.00 | 79,957,976.45 | 75,657,931.37 | 1,292,544.28 | -3,421,966.86 | -2,933,138.11 |
| | | | 10,000,000.00 | 6,947,796.97 | 5,493,022.94 | 900,578.71 | -709,145.86 | -709,991.52 |
| | | | 54,500,000.00 | 250,537,343.68 | 181,513,623.79 | 82,237,210.07 | 23,889,637.90 | 17,816,068.21 |
| | | | 50,000,000.00 | 53,199,963.75 | 20,328,392.90 | | -3,000,863.04 | -2,267,231.55 |
| | | | 37,600,000.00 | 38,115,925.91 | -4,955,868.85 | | -4,754,701.64 | -4,754,701.64 |
| | | | 35,328,000.00 | 67,749,758.87 | -6,504,984.72 | 13,811,632.02 | -9,324,373.54 | -5,125,313.93 |

| | | | | | | | | |
|--|--|--|--|--|--|--|--|--|
| | | | | | | | | |
|--|--|--|--|--|--|--|--|--|

| | | |
|--|--|---------------|
| | | |
| | | -5,125,313.93 |

2018 1-9

| | | |
|--|--|--|
| | | |
|--|--|--|

2.

3.

4.

5.

6.

2016

7.

8.

9.


10.

+

+

1.3

2016 5 4



| | | | | | | | |
|--|--|--|---|-----|---|--|--|
| | | | = | × 1 | | | |
| | | | × | | = | | |

"

1

2

3

4

| | | | | | |
|--|--|--|---|---|--|
| | | | " | " | |
| | | | | 2 | |
| | | | 3 | | |
| | | | | 4 | |
| | | | | " | |

| | | | | | | |
|--|--|--|---|---------------|--------------|--------|
| | | | 2 | | | |
| | | | 3 | | | |
| | | | 1 | | | |
| | | | 2 | 2011 07 06 | | |
| | | | | 2014 7 7 | 2018 4 24 | |
| | | | | 2017 | 2017 06 | 2018 7 |

| | | | | | | |
|--|--|--|------------------------------------|------------|-----------|--|
| | | | 6 1 2018 5 30 265,155,701 3% | 01 | 16 | |
| | | | 2018 7 23 265,155,701 6% 30% | 2018 07 24 | 2019 1 23 | |
| | | | | | | |
| | | | | | | |

“ ”

“ ”

1

2

3

4

5

6,370.88 2018 70% 50%

| | | |
|--|------------|--|
| | | |
| | 2018 01 30 | |

1

1

2

3

| | | | |
|-------|--|-----------|--------|
| | | | |
| 12 | | 2,775.94 | 82.31 |
| 11 B3 | | 23,777.00 | 317.56 |
| 1 | | 9,488.29 | 99.94 |

10%

2

3

1

2

2018-077 2018-079 2018-080
2018-075
2018-076
2018-081
2018-082 2018-085
7 17

1.

2018 7 27

2018-093

1

| | | | | | | | | | |
|--|------------|--------|---|---|---|--|--|--|--|
| | | | | | | | | | |
| | | | | | | | | | |
| | 76,290,026 | 28.77% | 0 | 0 | 0 | | | | |

2

| | | | | | | |
|--|--|--|--|--|--|--|
| | | | | | | |
|--|--|--|--|--|--|--|

53,941,500

0

| | | | | | | | |
|----|--|--------|------------|--|------------|-----------|------------|
| | | 20,905 | | | 8 | 0 | |
| | | 5% | | | 10 | | |
| | | | | | | | |
| | | 20.76% | 55,044,822 | | 53,941,500 | 1,103,322 | 54,940,000 |
| 29 | | 3.26% | 8,638,227 | | 0 | 8,638,227 | |
| | | 2.87% | 7,612,281 | | 5,709,211 | 1,903,070 | 7,612,281 |
| 1 | | 2.80% | 7,424,901 | | 0 | 7,424,901 | |

| | | | |
|------|-----------|-----------|-----------|
| 3 | | | |
| | 29 | 1 | |
| 10 | | | |
| | | | |
| 29 | 8,638,227 | | 8,638,227 |
| 1 | 7,424,901 | | 7,424,901 |
| 32 | 5,300,000 | | 5,300,000 |
| | 4,020,000 | | 4,020,000 |
| | 3,320,330 | | 3,320,330 |
| | 3,128,807 | | 3,128,807 |
| PIPE | 2,869,500 | | 2,869,500 |
| PIPE | 2,495,500 | | 2,495,500 |
| PIPE | 2,495,038 | | 2,495,038 |
| | 2,330,000 | | 2,330,000 |
| 10 | PIPE | | |
| 10 | 10 | PIPE | |
| | PIPE | | |
| 10 | | 2,330,000 | 2,330,000 |
| | 4 | | |

10

10

10

10

| | |
|--|---|
| | |
| | |
| | 2018 04 09 |
| | http://www.cninfo.com.cn |
| | 2018 04 09 |

2017

| | | | 2018 05 04 | |
|--|--|--|------------|--|
| | | | 2018 05 04 | |
| | | | 2018 05 04 | |
| | | | 2018 05 04 | |
| | | | 2018 08 01 | |
| | | | 2018 08 06 | |
| | | | 2018 08 06 | |
| | | | 2018 08 22 | |
| | | | 2018 08 22 | |
| | | | 2018 08 06 | |
| | | | 2018 08 06 | |

1

| | | |
|--|----------------|----------------|
| | | |
| | | |
| | 186,539,778.10 | 280,598,176.53 |
| | | |
| | | |
| | | |
| | | |
| | 100,000.00 | 5,000,000.00 |
| | 133,852,507.80 | 151,073,818.78 |
| | 1,455,346.16 | 1,244,792.65 |
| | | |
| | | |
| | | |
| | | |
| | 21,304,716.34 | 15,138,489.54 |
| | | |
| | 73,686,813.26 | 64,526,546.11 |
| | | |

| | | |
|--|----------------|----------------|
| | 6,270,488.27 | 4,370,478.39 |
| | | |
| | | |
| | 6,975,721.51 | 13,262,585.68 |
| | 9,013,728.94 | 11,998,217.79 |
| | 10,842,526.08 | 7,182,145.48 |
| | | |
| | 151,972,460.65 | 126,630,976.89 |
| | | |
| | | |
| | | |
| | | |
| | | |
| | 364,128,467.55 | 334,958,401.25 |
| | | |
| | 154,600,000.00 | 159,600,000.00 |
| | | |
| | | |
| | | |
| | | |
| | | |
| | | |
| | 47,486,711.25 | 54,970,356.81 |
| | 19,107,448.60 | 16,484,705.91 |
| | | |
| | 221,194,159.85 | 231,055,062.72 |
| | 585,322,627.40 | 566,013,463.97 |
| | | |
| | 265,155,701.00 | 265,155,701.00 |
| | | |
| | | |

| | | |
|--|----------------|----------------|
| | | |
| | 572,778,953.75 | 620,196,234.37 |

| | | |
|--|----------------|----------------|
| | 50,000,000.00 | 50,000,000.00 |
| | | |
| | | |
| | 982,054,622.20 | 983,689,621.78 |
| | | |
| | 171,270,512.32 | 175,454,981.85 |
| | 2,446,296.78 | 2,446,296.78 |
| | | |
| | | |
| | | |
| | | |
| | 37,608,959.72 | 39,868,226.84 |
| | 27,201,879.58 | 26,072,649.54 |
| | | |
| | | |

| | | |
|--|----------------|----------------|
| | | |
| | 214,416,542.73 | 185,938,061.83 |
| | | |
| | 154,600,000.00 | 159,600,000.00 |

| | | |
|--|----------------|----------------|
| | 195,195,652.74 | 200,235,257.05 |
| | | |

| | | |
|----|--------------|-------------|
| | | |
| | | |
| | | |
| | | |
| | 1,313,330.89 | -342,053.10 |
| | 1,313,330.89 | -342,053.10 |
| | | |
| 1. | | |
| 2. | | |
| | 1,313,330.89 | -342,053.10 |
| 1. | | |

13,213,014.68

4

| | | |
|--|---------------|---------------|
| | | |
| | 71,945,640.23 | 66,035,596.67 |
| | 10,476,265.78 | 9,894,300.46 |
| | 452,913.32 | 525,268.86 |
| | 31,841,815.76 | 27,518,471.12 |
| | 21,545,188.04 | 22,163,679.15 |
| | 7,653,116.72 | 278,936.37 |
| | 513,425.60 | 810,962.78 |

| | | |
|----|--------------|--------------|
| 1. | | |
| 2. | | |
| | | |
| 1. | | |
| 2. | | |
| 3. | | |
| 4. | | |
| 5. | | |
| 6. | | |
| | 4,027,558.24 | 4,795,180.40 |
| | | |
| | | |
| | | |

5

| | | |
|--|----------------|----------------|
| | | |
| | | |
| | 241,715,678.62 | 209,371,578.53 |
| | | |
| | | |
| | | |
| | | |
| | | |

| | | |
|--|----------------|----------------|
| | | |
| | 82,634,862.06 | 33,305,848.32 |
| | -82,634,362.06 | -33,305,148.32 |
| | | |
| | -36,000,000.00 | 3,862,500.00 |
| | | |
| | 13,000,000.00 | 45,600,000.00 |
| | | |
| | | |
| | -23,000,000.00 | 49,462,500.00 |
| | 15,000,000.00 | 34,338,200.00 |
| | 21,273,760.17 | 22,229,250.53 |
| | | |
| | | 4,620,964.68 |
| | 36,273,760.17 | 61,188,415.21 |
| | -59,273,760.17 | -11,725,915.21 |
| | -493,721.49 | -254,083.99 |
| | -94,058,398.43 | -66,018,396.80 |
| | 280,598,176.53 | 366,458,289.78 |
| | 186,539,778.10 | 300,439,892.98 |

6

| | | |
|--|----------------|----------------|
| | | |
| | | |
| | 69,439,047.90 | 63,373,254.76 |
| | | |
| | 118,164,819.00 | 83,155,281.92 |
| | 187,603,866.90 | 146,528,536.68 |
| | 1,536,996.65 | 2,814,079.52 |
| | 14,996,025.57 | 16,498,566.98 |

| | | |
|--|----------------|---------------|
| | | |
| | 4,694,430.03 | 8,315,381.60 |
| | 115,939,224.68 | 53,421,399.68 |
| | | |

| | | |
|--|----------------|---------------|
| | -27,353,520.75 | 14,856,782.19 |
| | 78,864,516.46 | 69,558,885.16 |

| | | | | | | | | | | | | | |
|--|------------------------|--|--|--|--------------------|------------------|------------------|--|-------------------|--|--------------------|-------------------|--------------------------|
| | | | | | | | | | | | | | |
| | | | | | | | | | | | | | |
| | | | | | 28,323, 359.17 | | | | | | -27,759, 392.70 | -1,124, 730.52 | -560,76 4.05 |
| | | | | | | | | | | | | | |
| | 265,79 8,829. 00 | | | | 880,233 ,822.89 | 4,353,8 71.88 | 3,215,0 37.95 | | 34,156, 720.08 | | 215,907 ,521.34 | 61,862, 523.40 | 1,456,8 20,582. 78 |
| | | | | | | | | | | | | | |

| | | | | | | | | | | | | | | |
|---|--|--|--|--|--|--|--|--|--|--|--|--|--|--|
| | | | | | | | | | | | | | | |
| 2 | | | | | | | | | | | | | | |
| 3 | | | | | | | | | | | | | | |
| 4 | | | | | | | | | | | | | | |

| | | | | | | | | | | | | |
|---|--|--|--|--|--|--|--|--|--|--|----------------|----------------|
| | | | | | | | | | | | | |
| 1 | | | | | | | | | | | | |
| 2 | | | | | | | | | | | | |
| 3 | | | | | | | | | | | | |
| 4 | | | | | | | | | | | | |
| | | | | | | | | | | | -13,257,350.56 | -13,257,350.56 |
| 1 | | | | | | | | | | | | |
| 2 | | | | | | | | | | | | |

| | | | | | | | | | | | |
|--|--------|--|--|--|-------|-----|--|--|------|---------|---------|
| | 829.00 | | | | 57.84 | .88 | | | 6.71 | ,080.45 | ,782.12 |
| | | | | | | | | | | | |

| | | | | | | | | | | | |
|---|--------------------|--|--|--|---------------------|--|--|--|-------------------|--------------------|----------------------|
| 4 | | | | | | | | | | | |
| | | | | | | | | | | | |
| 1 | | | | | | | | | | | |
| 2 | | | | | | | | | | | |
| | | | | | -273,755, 231.87 | | | | | | -273,755, 231.87 |
| | 265,155, 701.00 | | | | 559,019,3 89.29 | | | | 36,517,41 4.26 | 255,300 ,665.13 | 1,115,993 ,169.68 |

(2009)306

(

)

27

91440000707688515X 2011 7

300238

2018 6 30

265,155,701

265,155,701.00

12

12

6846

6846

2018 8 27

2018 6 30

| |
|----|
| 1 |
| 2 |
| 3 |
| 4 |
| 5 |
| 6 |
| 7 |
| 8 |
| 9 |
| 10 |
| 11 |
| 12 |
| 13 |

17

18

19

20

21

22

23

24

25

26

27

28

29

30

31

1

1

15

2

3

12

4

5

6

1.

2.

1

2

3

4

7

1

2

3

4

5

8

9

1.

2.

10

1.

6.

1

2

11

1

| | |
|--|-----|
| | 100 |
| | |

2

| | |
|--|--|
| | |
| | |

1

2

3

| | |
|--|--|
| | |
| | |

12

13

- 1
- 2

14

1.

2.
1

2

3.

1

2

3

15

16

1

1

1

2

3

2.

3.

3

4.

19

20

21

1

| | 50 | |
|--|------|--|
| | 5-10 | |

2

1

2

CRF

- a.
- b.
- c.
- d.
- e.

10 --

22

23

1.

2.

24

1

2

1

30

/

31

1

1

2

2

1

2

32

1.

1

2

3

2.

()

3

33

1

2

34

1

| | | 3% 6% 16% |
|--|--|-----------|
| | | 7% |
| | | 15% |
| | | 3% |
| | | 2% |

| 1 | 25% |
|---|-------|
| 2 | 16.5% |
| 3 | 25% |
| 4 | 15% |

| | |
|----|-------|
| 5 | 25% |
| 6 | 25% |
| 7 | 25% |
| 8 | 25% |
| 9 | 25% |
| 10 | 25% |
| 11 | 25% |
| 12 | 25% |
| 13 | 15% |
| 14 | 25% |
| 15 | 25% |
| 16 | 25% |
| 17 | 25% |
| 18 | 25% |
| 19 | 25% |
| 20 | 16.5% |
| 21 | 16.5% |
| 22 | 25% |
| 23 | 25% |
| 24 | 25% |
| 25 | 25% |
| 26 | 25% |
| 27 | 25% |
| 28 | 25% |
| 29 | 25% |
| 30 | 25% |
| 31 | 25% |

2

1

[2009]9

6%

6%

GF201744006410 2017 1 1

15%

3

1

| | | |
|--|----------------|----------------|
| | | |
| | 25,708.85 | 58,597.56 |
| | 186,514,069.25 | 280,539,578.97 |
| | 186,539,778.10 | 280,598,176.53 |
| | 82,847,616.18 | 5,180,011.75 |

2

1

| | | |
|--|------------|--------------|
| | | |
| | 100,000.00 | 5,000,000.00 |
| | 100,000.00 | 5,000,000.00 |

3

1

| | | | | | | | | | | |
|--|----------------|--------|--------------|---------|----------------|----------------|--------|--------------|---------|----------------|
| | | | | | | | | | | |
| | | | | | | | | | | |
| | | | | | | | | | | |
| | 142,364,178.65 | 99.74% | 8,511,670.85 | 5.98% | 133,852,507.80 | 158,766,483.03 | 99.76% | 7,692,664.25 | 4.85% | 151,073,818.78 |
| | 377,021. | 0.26% | 377,021. | 100.00% | | 377,021 | 0.24% | 377,021.0 | 100.00% | |

| | | | | | | | | | | |
|--|----------|--|---------|--|--|-----|--|---|--|--|
| | 00 | | 00 | | | .00 | | 0 | | |
| | 142,741, | | 100.00% | | | | | | | |
| | 199.65 | | | | | | | | | |

| | | | |
|--|---------------|-------|-----------|
| | 5,993,870.00 | 4.20 | 29,969.35 |
| | 59,177,970.66 | 41.45 | |

| | | | | | | | | | | |
|--|-------------------|---------|----------------|---------|-------------------|-------------------|---------|----------------|---------|-------------------|
| | 81,594.0 0 | 0.38% | 81,594.0 0 | 100.00% | | 111,594 .00 | 0.72% | 111,594.0 0 | 100.00% | |
| | 21,669,7 02.59 | 100.00% | 364,986. 25 | | 21,304,71 6.34 | 15,510, 809.22 | 100.00% | 372,319.6 8 | | 15,138,489. 54 |

4

| | | |
|--|---------------|---------------|
| | | |
| | 11,376,911.86 | 2,872,719.38 |
| | 4,615,412.88 | 5,751,913.46 |
| | 5,677,377.85 | 6,886,176.38 |
| | 21,669,702.59 | 15,510,809.22 |

5

| | | | | | |
|--|----|--------------|-----|--------|------------|
| | | | | | |
| | | 2,670,000.00 | 1 | 12.32% | |
| | | 1,977,671.28 | 1 | 9.13% | 9,888.36 |
| | | 1,890,000.00 | 1-2 | 8.72% | 189,000.00 |
| | | 1,295,097.12 | 1-2 | 5.98% | |
| | | 962,928.00 | 1 | 4.44% | |
| | -- | 8,795,696.40 | -- | 40.59% | 198,888.36 |

6**1**

68 g[(67.944

| | | | | | |
|--|--|--|--|--|--|
| | | | | | |
| | | | | | |

4

1


5

2



2





| | | | | | | |
|----|----------------|---------------|--------------|--------------|---------------|----------------|
| | | | | | | |
| | | | | | | |
| 4. | 195,871,813.29 | 67,681,623.13 | 7,158,508.49 | 8,794,591.07 | 17,521,565.52 | 297,028,101.50 |





,116.78

,333.29

,392.16

,011.20



12

1

| | | | | | |
|----|---------------|---------------|--------------|--|---------------|
| | | | | | |
| 1. | 18,540,000.00 | 75,289,139.95 | 3,355,326.60 | | 97,184,466.55 |
| 2. | | 62,811.84 | 342,452.40 | | 405,264.24 |
| 1 | | 62,811.84 | 342,452.40 | | 405,264.24 |
| 2 | | | | | |
| 3 | | | | | |
| | | | | | |
| 3. | | | | | |
| 1 | | | | | |
| | | | | | |
| 4. | 18,540,000.00 | 75,351,951.79 | 3,697,779.00 | | 97,589,730.79 |
| | | | | | |
| 1. | 3,460,800.00 | 39,860,722.20 | 2,046,760.21 | | 45,368,282.41 |
| 2. | 185,400.00 | 3,675,381.38 | 170,042.38 | | 4,030,823.76 |
| | | | | | |
| | | | | | |
| 3. | | | | | |
| | | | | | |
| 1 | | | | | |
| | | | | | |
| 4. | 3,646,200.00 | 43,536,103.58 | 2,216,802.59 | | 49,399,106.17 |
| | | | | | |
| 1. | | | | | |
| 2. | | | | | |
| | | | | | |
| 1 | | | | | |
| | | | | | |



14

1



| | | | | |
|--|----------------|---------------|----------------|---------------|
| | 613,201.18 | 153,300.30 | 936,042.23 | 201,726.46 |
| | 148,111,508.03 | 35,422,107.83 | 124,166,025.35 | 29,538,456.59 |

2

| | | | | |
|--|----------------|---------------|----------------|---------------|
| | | | | |
| | | | | |
| | 217,301,192.66 | 18,470,601.37 | 193,091,258.53 | 16,412,756.97 |
| | 4,245,648.18 | 636,847.23 | 479,659.65 | 71,948.94 |
| | 221,546,840.84 | 19,107,448.60 | 193,570,918.18 | 16,484,705.91 |

3

| | | | | |
|--|--|---------------|--|---------------|
| | | | | |
| | | 35,422,107.83 | | 29,538,456.59 |
| | | 19,107,448.60 | | 16,484,705.91 |

4

| | | |
|--|---------------|---------------|
| | | |
| | 190,900.00 | 264,861.37 |
| | 39,666,513.20 | 33,462,397.21 |
| | 39,857,413.20 | 33,727,258.58 |

5

| | | | |
|------|---------------|---------------|--|
| | | | |
| 2018 | 2,315,277.69 | 2,315,277.69 | |
| 2019 | 4,676,930.00 | 4,676,930.00 | |
| 2020 | 3,103,981.02 | 4,157,360.15 | |
| 2021 | 12,711,108.54 | 11,382,657.67 | |

| | | | |
|------|---------------|---------------|----|
| 2022 | 12,104,201.60 | 10,930,171.70 | |
| 2023 | 4,755,014.35 | | |
| | 39,666,513.20 | 33,462,397.21 | -- |

17

| | | |
|--|---------------|---------------|
| | | |
| | 4,945,376.59 | 6,989,499.42 |
| | 7,514,912.11 | 6,239,653.40 |
| | | 134,200.00 |
| | 16,807,643.62 | 12,000,000.00 |
| | | 242,729.69 |
| | 29,267,932.32 | 25,606,082.51 |

18

1

"ii7Y •"ii7Y •G&zy~IVD±Q ,ii7Y H ,iç•h,,± %o0H ii•Hp0H € âiç"± '@H &žól

| | | |
|--|---------------|--------------|
| | | 7,767.31 |
| | | 408,999.99 |
| | | 93,480.81 |
| | 14,053,542.10 | 6,513,997.02 |

2

| | | | | |
|---|---------------|---------------|---------------|--------------|
| 3 | 94,372.89 | 2,205,261.03 | 2,114,731.87 | 184,902.05 |
| | 85,527.59 | 1,925,623.90 | 1,855,705.38 | 155,446.11 |
| | 2,739.91 | 71,326.35 | 64,209.83 | 9,856.43 |
| | 6,105.39 | 208,310.78 | 194,816.66 | 19,599.51 |
| 4 | 77,177.80 | 2,130,200.50 | 2,077,498.50 | 129,879.80 |
| 5 | 29,333.30 | 675,606.63 | 704,319.19 | 620.74 |
| | 13,149,772.09 | 44,662,546.70 | 51,062,770.85 | 6,749,547.94 |

3

| | | | | |
|---|------------|--------------|--------------|------------|
| | | | | |
| 1 | 104,688.08 | 3,936,661.95 | 3,826,530.71 | 214,819.32 |
| 2 | 8,125.51 | 159,845.03 | 156,616.29 | 11,354.25 |
| | 112,813.59 | 4,096,506.98 | 3,983,147.00 | 226,173.57 |

22

| | | |
|--|--------------|--------------|
| | | |
| | 1,768,010.76 | 2,554,739.76 |
| | 6,628,937.47 | |

23

| | | |
|--|--------------|--------------|
| | | |
| | 224,384.73 | 254,805.84 |
| | 2,004,027.74 | 238,586.94 |
| | 8,614,113.61 | 6,688,752.70 |

| | | | |
|--|--|---------------|---------------|
| | | | |
| | | 6,390,000.00 | 6,390,000.00 |
| | | 44,336,800.00 | 35,336,800.00 |
| | | 40,000,000.00 | 40,000,000.00 |
| | | 90,726,800.00 | 81,726,800.00 |

25

1

| | | |
|--|----------------|----------------|
| | | |
| | 154,600,000.00 | 159,600,000.00 |
| | 154,600,000.00 | 159,600,000.00 |

26

| | | | | | |
|--|---------------|--------------|---------------|---------------|----|
| | | | | | |
| | 54,970,356.81 | 4,255,917.44 | 11,739,563.00 | 47,486,711.25 | |
| | 54,970,356.81 | 4,255,917.44 | 11,739,563.00 | 47,486,711.25 | -- |

| | | | | | | | | |
|--|--------------|--|------------|--|--|--|--------------|---|
| | | | | | | | | / |
| | 7,421.61 | | 6,360.96 | | | | 1,060.65 | |
| | 9,435.00 | | 9,435.00 | | | | | |
| | 13,911,711.4 | | 870,616.07 | | | | 13,041,095.3 | |

| | | | | | | | | |
|---|---------------|------------|------------|------------|--|--|---------------|--|
| | 4 | | | | | | 7 | |
| | 14,182,281.88 | | 560,707.86 | | | | 13,621,574.02 | |
| | 165,590.00 | | 165,590.00 | | | | | |
| | 241,187.71 | | | 197,448.41 | | | 43,739.30 | |
| | 1,278,383.91 | | 218,826.24 | | | | 1,059,557.67 | |
| | 291,666.67 | | 24,999.99 | | | | 266,666.68 | |
| | 251,796.78 | | | 200,000.00 | | | 51,796.78 | |
| (| 150,000.00 | | | 150,000.00 | | | | |
| | 333,100.00 | | | 300,000.00 | | | 33,100.00 | |
| | | 500,000.00 | | 100,000.00 | | | 400,000.00 | |

| | | | | | | | | |
|------|--------------|--------------|--|--------------|--|--|--------------|--|
| | | | | | | | | |
| | | 100,000.00 | | 100,000.00 | | | | |
| 2018 | | 105,600.00 | | 105,600.00 | | | | |
| 2018 | | 1,448,000.00 | | 1,448,000.00 | | | | |
| 2017 | | 700,000.00 | | 700,000.00 | | | | |
| 2018 | | 300,000.00 | | 300,000.00 | | | | |
| | | 800,000.00 | | 100,000.00 | | | 700,000.00 | |
| - | 1,909,985.00 | | | | | | 1,909,985.00 | |
| 2014 | 325,043.63 | | | 208,879.70 | | | 116,163.93 | |

| | | | | | | | | |
|--|--|--|--|--|--|--|--|--|
| | | | | | | | | |
|--|--|--|--|--|--|--|--|--|

"

"

17,733,458.2

2,807,257.74

14,926,200.5

-

7

28

| | | | | |
|--|----------------|--|---------------|----------------|
| | | | | |
| | 610,735,986.22 | | 45,901,156.38 | 564,834,829.84 |
| | 9,460,248.15 | | 1,516,124.24 | 7,944,123.91 |
| | 620,196,234.37 | | 47,417,280.62 | 572,778,953.75 |

| | | | | | |
|---|---|---------------|---------------|---------------|---------------|
| 1 | - | 45,901,156.38 | 45,901,156.38 | | |
| | | | 70.00% | | |
| | | 30.00% | 0.00 | | |
| | | | | | 45,901,156.38 |
| 2 | - | 45,901,156.38 | - | | |
| | | 1,516,124.24 | | | |
| | | | | -1,516,124.24 | - |

29

30

| | | | | | | | |
|--|---------------|--------------|--|--|--------------|--|---------------|
| | | | | | | | |
| | | | | | | | |
| | -6,004,801.58 | 1,313,330.89 | | | 1,313,330.89 | | -4,691,470.69 |
| | -6,004,801.58 | 1,313,330.89 | | | 1,313,330.89 | | -4,691,470.69 |
| | -6,004,801.58 | 1,313,330.89 | | | 1,313,330.89 | | -4,691,470.69 |

31

| | | | | |
|--|---------------|--|--|---------------|
| | | | | |
| | 35,707,563.98 | | | 35,707,563.98 |

| | | | | |
|--|---------------|--|--|---------------|
| | 35,707,563.98 | | | 35,707,563.98 |
|--|---------------|--|--|---------------|

32

| | | |
|-----|----------------|----------------|
| | | |
| | 250,655,318.97 | 243,666,914.04 |
| + - | | -15,944,779.61 |
| | 250,655,318.97 | 227,722,134.43 |
| | 6,094,868.49 | 45,660,591.68 |
| | | 1,550,843.90 |
| | 13,257,350.56 | 21,176,563.24 |
| | 243,492,836.90 | 250,655,318.97 |

1)

2)

3)

4)

| | | |
|--|--------------|--------------|
| | 1,063,987.82 | 1,187,911.70 |
|--|--------------|--------------|

35

| | | |
|--|---------------|---------------|
| | | |
| | 53,137,355.33 | 60,275,044.63 |
| | 7,767,972.90 | 4,223,695.49 |
| | 13,663,001.53 | 12,597,730.81 |
| | 1,571,795.32 | 2,001,211.00 |
| | 5,082,705.70 | 3,017,503.54 |
| | 1,338,936.02 | 1,130,730.85 |
| | 983,245.41 | 1,217,749.20 |
| | 922,696.28 | 221,161.20 |
| | 84,467,708.49 | 84,684,826.72 |

36

| | | |
|--|---------------|---------------|
| | | |
| | 16,006,803.79 | 15,544,965.40 |
| | 3,069,132.21 | 4,223,136.10 |
| | 638,014.59 | 549,448.21 |
| | 3,757,441.95 | 6,147,208.66 |
| | 450,779.93 | 385,636.64 |
| | 3,596,648.44 | 5,656,058.75 |
| | 2,750,642.68 | 3,255,535.30 |
| | 21,154,104.45 | 20,869,126.12 |
| | 21,017.70 | 555,827.96 |
| | 51,444,585.74 | 57,186,943.14 |

37

| | | |
|--|---------------|--------------|
| | | |
| | 11,796,415.21 | 4,531,784.75 |
| | 998,942.11 | 2,763,213.74 |

| | | |
|------|--------------|--------------|
| | 9,435.00 | 18,870.00 |
| | 6,360.96 | 6,360.96 |
| | 870,616.07 | 834,171.48 |
| | 560,707.86 | 553,327.56 |
| | 218,826.24 | 218,826.24 |
| | 165,590.00 | 3,330.00 |
| | 24,999.99 | |
| | 197,448.41 | 86,381.64 |
| | 200,000.00 | |
| | 300,000.00 | |
| (| 150,000.00 | 150,000.00 |
| | 100,000.00 | |
| 2018 | 105,600.00 | |
| 2018 | 1,448,000.00 | |
| | | |
| | 100,000.00 | |
| | | 1,590,015.00 |
| 2014 | 208,879.70 | 64,890.00 |
| " " | 2,807,257.74 | 4,006,630.58 |
| - | | |
| CIPS | 3,163,523.59 | 3,226,894.36 |
| T | | 5,598,737.72 |

| | | |
|-----|------------|------------|
| | 100,000.00 | |
| | | 375,000.00 |
| | | 500,000.00 |
| () | | 500,000.00 |

| | | | |
|--|--------------|------------|--------------|
| | | | |
| | 1,002,317.44 | 125,938.50 | 1,002,317.44 |
| | 930,479.40 | 239,192.74 | 930,479.40 |
| | 1,932,796.84 | 365,131.24 | 1,932,796.84 |

| | | | | | | | | |
|------|--|--|--|--|--|--|-----------|---|
| | | | | | | | | / |
| 2016 | | | | | | | 12,000.00 | |
| | | | | | | | 30,000.00 | |

2016

10 -2017

3

| | | | | | | | | |
|------|----|----|----|----|----|--------------|------------|----|
| | | | | | | | | |
| 2018 | | | | | | 300,000.00 | | |
| | | | | | | | | |
| | -- | -- | -- | -- | -- | 1,002,317.44 | 125,938.50 | -- |

43

| | | | |
|--|-----------|-----------|-----------|
| | | | |
| | | 26,473.86 | |
| | 72,268.68 | 11,439.51 | 72,268.68 |
| | 72,268.68 | 37,913.37 | 72,268.68 |

44

1

| | | |
|--|---------------|---------------|
| | | |
| | 3,585,026.33 | 9,009,494.04 |
| | -3,260,908.55 | -2,988,897.66 |
| | 324,117.78 | 6,020,596.38 |

2

| | |
|---|---------------|
| | |
| | 2,094,481.34 |
| / | 314,172.20 |
| | -2,123,617.07 |
| | -2,088,596.35 |

| | |
|--|--------------|
| | 248,857.97 |
| | 628,325.22 |
| | 1,192,490.92 |
| | 94,640.49 |
| | 2,057,844.40 |
| | 324,117.78 |

45

46

1

| | | |
|--|---------------|---------------|
| | | |
| | 998,942.11 | 2,763,337.83 |
| | 10,492,917.77 | 11,466,918.57 |
| | 4,155,917.44 | 7,228,138.50 |
| | 1,665,337.15 | 1,500,651.80 |
| | 17,313,114.47 | 22,959,046.70 |

2

| | | |
|--|---------------|----------------|
| | | |
| | 7,833,348.38 | 5,282,347.98 |
| | 5,018,891.17 | 9,724,976.05 |
| | 7,596,267.37 | 2,825,413.88 |
| | 37,106,776.44 | 44,811,738.44 |
| | 28,502,538.04 | 56,341,478.66 |
| | 712,707.32 | 2,017,675.25 |
| | 86,770,528.72 | 121,003,630.26 |

3

4

5

6

| | | |
|--|--|--------------|
| | | |
| | | 4,620,964.68 |
| | | 4,620,964.68 |

47

1

| | | |
|---|---------------|---------------|
| | | |
| 1 | -- | -- |
| | 1,770,363.56 | 11,010,680.36 |
| | 999,318.62 | 1,327,187.75 |
| | 8,977,830.95 | 9,915,735.51 |
| | 4,030,823.76 | 4,396,445.63 |
| | 3,823,305.67 | 3,243,501.50 |
| | 62,404.83 | |
| | 11,796,415.21 | 4,531,784.75 |
| | 2,995,355.68 | 5,550,772.97 |
| | -5,883,651.24 | -6,788,302.02 |
| | 2,622,742.69 | 3,787,020.31 |
| | -9,160,267.15 | -7,702,700.91 |

| | | |
|---|----------------|----------------|
| | 15,976,869.92 | -37,612,671.08 |
| | 10,331,932.79 | -12,392,704.05 |
| | 48,343,445.29 | -20,733,249.28 |
| 2 | -- | -- |
| 3 | -- | -- |
| | 186,539,778.10 | 300,439,892.98 |
| | 280,598,176.53 | 366,458,289.78 |
| | -94,058,398.43 | -66,018,396.80 |

2

3

4

| | | |
|--|----------------|----------------|
| | | |
| | 186,539,778.10 | 280,598,176.53 |
| | 25,708.85 | 58,597.56 |
| | 186,514,069.25 | 280,539,578.97 |
| | 186,539,778.10 | 280,598,176.53 |

48

49

50

1

| | | | |
|--|--|--|--|
| | | | |
|--|--|--|--|

| | | | |
|--|----|----|--------------|
| | -- | -- | 4,190,035.80 |
| | | | 4,046,377.38 |
| | | | |
| | | | 143,658.42 |
| | | | |
| | -- | -- | 8,851,373.66 |
| | | | |
| | | | |
| | | | 8,851,373.66 |
| | | | |
| | -- | -- | |
| | | | |

| | | | | | | | | |
|--|--------|--|---------------|--|--------------|---------------|--------------|---------------|
| | 70.00% | | 2018 04 12 | | 5,304,369.28 | -4,140,545.07 | 2,304,359.70 | -4,218,174.72 |
|--|--------|--|---------------|--|--------------|---------------|--------------|---------------|

2

| | | | | | | | | |
|----|--|--|--|--|--|--|--|---------------|
| | | | | | | | | |
| -- | | | | | | | | 45,901,156.38 |

3

| | | | | | | | | |
|--|--|--|--|--|---------------|--|--|---------------|
| | | | | | | | | |
| | | | | | | | | |
| | | | | | 8,124,949.11 | | | 2,316,492.37 |
| | | | | | 416,254.00 | | | 47,760.00 |
| | | | | | 521,186.41 | | | 312,842.74 |
| | | | | | 13,827,694.34 | | | 15,696,951.44 |
| | | | | | 25,000.00 | | | 25,750.00 |
| | | | | | 6,531,270.04 | | | 40,000.00 |
| | | | | | 3,979,747.59 | | | 2,820,346.68 |
| | | | | | | | | 4,531,030.82 |
| | | | | | 488,744.65 | | | 488,744.65 |
| | | | | | 3,396,211.20 | | | 13,613,343.12 |
| | | | | | 653,593.95 | | | 653,593.95 |
| | | | | | 15,921,268.28 | | | 6,062,188.25 |
| | | | | | 12,873,682.49 | | | 11,602,151.01 |
| | | | | | | | | 5,358,744.80 |
| | | | | | 1,027,642.95 | | | 2,426,850.00 |
| | | | | | 1,464,049.77 | | | 1,173,426.45 |
| | | | | | 1,409,743.74 | | | 1,372,224.32 |
| | | | | | -1,930,842.22 | | | 117,337.88 |

| | | |
|--|---------------|---------------|
| | 786,527.78 | 786,527.78 |
| | 49,304,509.55 | 36,154,000.64 |
| | 19,652,294.76 | 22,237,796.81 |
| | -4,954,324.27 | -698,224.05 |
| | -1,591,888.39 | -1,124,730.52 |
| | -3,362,435.88 | |

3

4

5

| | | | | | | |
|--|--|--|--|---------|---------|--|
| | | | | | | |
| | | | | 100.00% | | |
| | | | | 100.00% | | |
| | | | | 100.00% | | |
| | | | | 100.00% | | |
| | | | | 100.00% | | |
| | | | | 80.00% | | |
| | | | | 80.00% | | |
| | | | | 100.00% | | |
| | | | | 100.00% | | |
| | | | | | 73.71% | |
| | | | | | 100.00% | |
| | | | | | 100.00% | |

| | | | | | | |
|--|--|--|--|--|---------|--|
| | | | | | 100.00% | |
| | | | | | 100.00% | |

100.00%

| | | | | |
|--|--------|-------------|--|---------------|
| | | | | |
| | 20.00% | -42,709.17 | | -4,318,738.69 |
| | 10.00% | -119,787.12 | | 6,308,892.40 |

| | | | | | | | | | | | | |
|--|--------------|---------------|---------------|---------------|--|---------------|---------------|---------------|---------------|---------------|--|---------------|
| | 6,467,280.91 | 31,648,645.00 | 38,115,925.91 | 43,071,794.76 | | 43,071,794.76 | 11,021,575.15 | 30,154,533.74 | 41,176,108.89 | 41,377,276.10 | | 41,377,276.10 |
|--|--------------|---------------|---------------|---------------|--|---------------|---------------|---------------|---------------|---------------|--|---------------|

| | 900,578.71 | -709,991.52 | -709,991.52 | -272,796.41 | 388,611.66 | -1,374,984.55 | -1,374,984.55 | -2,241,894.55 | |
|--|--------------|---------------|---------------|---------------|--------------|---------------|---------------|---------------|--|
| | | -213,545.85 | -213,545.85 | -3,612,879.60 | 0.00 | -222,277.38 | -222,277.38 | -287,081.09 | |
| | 2,345,933.79 | -1,197,871.24 | -1,197,871.24 | -5,781.59 | 1,784,447.35 | -2,465,796.10 | -2,465,796.10 | -332,052.38 | |
| | 1,145.21 | -9,039.93 | -9,039.93 | -2,098,602.28 | | | | | |
| | | -2,267,231.55 | -2,267,231.55 | -5,525,268.87 | | | | | |
| | | -4,754,701.64 | -4,754,701.64 | -2,788,439.80 | | | | | |

2

1

| | | | | 26.50% | |
|--|--|--|--|--------|--------|
| | | | | 49.33% | |
| | | | | | 33.83% |

| | | | | | | |
|------------|--|--|--|--|--------|--|
| | | | | | | |
| | | | | | 24.75% | |
| TEKIA INC. | | | | | 30.00% | |
| | | | | | 49.00% | |

20%

20%

A

| | | | | | | | | |
|--|-------------|---------------|------------|-----------|---------------|---------------|-------------|-----------|
| | | | | | | | | |
| | 163,050.00 | 12,958,506.25 | 21,844.66 | | 461,165.05 | 3,102,548.68 | | |
| | -948,050.18 | -2,805,121.19 | -54,833.30 | -1,052.58 | -2,750,898.52 | -4,524,043.76 | -389,665.27 | -2,561.94 |
| | -948,050.18 | -2,805,121.19 | -54,833.30 | -1,052.58 | -2,750,898.52 | -4,524,043.76 | -389,665.27 | -2,561.94 |

1.

2018 6 30

133,852,507.80

7.85%

2.

1

2018 6 30

165,000,000.00

154,600,000.00

2018 1-6

8,084,526.52

100

2

| | | | | | | |
|--|--------------|---------------|---------------|--------------|--------------|--------------|
| | | | | | | |
| | | | | | | |
| | 4,046,377.38 | 143,658.42 | 4,190,035.80 | 2,234,580.96 | 2,945,430.79 | 5,180,011.75 |
| | | 8,851,373.66 | 8,851,373.66 | | 5,895,152.07 | 5,895,152.07 |
| | | 10,195,796.56 | 10,195,796.56 | | 2,904,671.20 | 2,904,671.20 |
| | | 19,633,413.51 | 19,633,413.51 | | | |

1

1



5

1

/

| | | 163,986.99 | | | 163,566.20 |
|--|--|------------|--|--|------------|
| | | | | | 142.86 |
| | | 123,318.63 | | | 38,113.21 |
| | | | | | |

| | | | | |
|--|----------------|------------|------------|--|
| | | | | |
| | 159,600,000.00 | 2017 10 25 | 2024 10 25 | |
| | 20,000,000.00 | 2017 02 01 | 2018 02 01 | |
| | 20,000,000.00 | 2017 03 01 | 2018 03 01 | |

1 2017 10 24

2017

171001 01

2017 10 24

2017

171001

15,960.00

2017 10 25

2022 10 25

2 2017 10 24

2017

171001 02

2017 10 24

2017

171001

15,960.00

2017 10 25

2022 10 25

3

2017 1

4

2017 1

4

| | | | | |
|--|------------|------------|------------|----------------------|
| | | | | |
| | | | | |
| | 21,675,000 | 2016 08 15 | 2017 03 02 | 2017 3 3 1,433.82 |
| | 7,336,800 | 2017 03 03 | | |

2018 01 05

| | | | | |
|--|------------|------------|------------|--|
| | 5,000,000 | 2017 08 09 | 2018 02 07 | |
| | 5,000,000 | 2017 08 09 | 2018 02 07 | |
| | 10,000,000 | 2017 09 27 | 2018 03 26 | |
| | 5,000,000 | 2017 10 10 | 2018 04 09 | |
| | 2,790,000 | 2016 11 18 | | |

| | | | | | |
|--|--|--|--|--|--|
| | | | | | |
|--|--|--|--|--|--|

2

| | | 3,188,489.19 | 1,946,487.43 |
|--|--|--------------|--------------|
| | | 5,337,443.06 | 3,348,858.45 |
| | | 874,709.14 | 606,879.04 |
| | | | 58,000.00 |
| | | 2,624,920.98 | |

2

1

2

1

2

1

2

3

4

5

1

2

| | | | | |
|--|----------------|---------------|----------------|---------------|
| | 186,632,536.45 | 44,527,284.46 | 194,491,324.63 | 48,715,287.48 |
|--|----------------|---------------|----------------|---------------|

2

| | | | | |
|-------|---------------|--------------|---------------|--------------|
| | | | | |
| | | | | |
| | 58,933,295.83 | 2,995,468.70 | 57,184,332.90 | 4,003,494.18 |
| | 7,958,302.80 | 1,665,373.68 | 4,948,996.55 | 498,382.09 |
| | 2,329,329.93 | 263,413.47 | 1,651,040.09 | 319,691.00 |
| B () | 4,734,936.42 | 660,099.46 | 3,213,160.56 | 298,872.12 |
| | 1,474,393.22 | 639,953.09 | 163,457.28 | 240,462.90 |
| | 10,463,648.56 | 3,970,122.76 | 6,860,096.60 | 2,318,075.21 |

| | | | | | | | | | | |
|--|---------------|--------|--------------|---------|---------------|---------------|--------|--------------|---------|---------------|
| | | | | | | | | | | |
| | 82,131,207.05 | 99.54% | 7,093,197.88 | 8.64% | 75,038,009.17 | 75,892,098.34 | 99.51% | 6,781,264.89 | 8.94% | 69,110,833.45 |
| | 377,021.00 | 0.46% | 377,021.00 | 100.00% | | 377,021.00 | 0.49% | 377,021.00 | 100.00% | |
| | 82,508,228.05 | | 7,470,218.88 | | 75,038,009.17 | 76,269,119.34 | | 7,158,285.89 | | 69,110,833.45 |

| | | | |
|-----|--|---------------|--------------|
| | | | |
| | | | |
| 1 | | | |
| 1 | | 31,991,684.37 | 159,958.42 |
| 1 2 | | 12,835,630.00 | 1,283,563.00 |
| 2 3 | | 7,033,799.00 | 2,110,139.70 |
| 3 | | 6,362,005.39 | 3,539,536.76 |
| 3 4 | | 5,581,827.67 | 2,790,913.84 |
| 4 5 | | 157,774.00 | 126,219.20 |
| 5 | | | |

| | | | |
|-----|------------|-----------|--------|
| | | | |
| 1 | | | |
| 1 | 299,551.69 | 1,497.76 | 0.50% |
| 1 2 | 638,469.90 | 63,846.99 | 10.00% |
| | 938,021.59 | 65,344.75 | |

| | | | |
|--|---------------|--|---|
| | | | |
| | | | % |
| | 15,240,990.41 | | |
| | 15,240,990.41 | | |

2

13,847.16

0.00

3

4

| | | |
|--|--------------|------------|
| | | |
| | 3,647,388.76 | 88,000.00 |
| | 323,400.00 | 331,350.00 |

1,17125.41 211.251 0 0 1 47

| | | | | |
|--|---------------|---------------|---------------|--------------|
| | | | | |
| | | | | |
| | 71,312,306.89 | 10,071,660.64 | 65,402,263.33 | 9,489,695.32 |
| | 633,333.34 | 404,605.14 | 633,333.34 | 404,605.14 |

2

| | | / | / |
|--|--------|-------|-------|
| | 0.52% | 0.02 | 0.02 |
| | -0.03% | -0.01 | -0.01 |

3

1

2

3

4

