



2018



300238

2019 4 26

)

(

.....2

		B
		P B
		intraocular lens
		2018 1 1 2018 12 31
		http://www.cninfo.com.cn



201

110,704,929.54

111,328,206.06

	247,363.30	-	216,462.17	

10

/

/

GMP

1.1

first-in-class

+ +

50

1.

2017

2. /
2013

CAR-T

CAR-T

/

CAR-T

CAR-T

CRISPR

3.

1.1

|

4.

2013

/

|

1.

1

2016 8

15

|

2018 1

IAB

2018-2022

IAB

1.1

4.

60 80% 90 90%

2020 90%

CSR 2020 CSR 2000 CSR 2205 2016 6.25%

CSR 2020 2000 2017 CSR 2017 300


2016 285 5.26%

1

	5,000	26.73%
		20.40%
		13.48%
		95.27%
	3,600	62.68%
		5,070.88

	8,333.68
36.26%	2,005.45

2



3.

2018

	45,846.19	0.46%	4,344.22	7.41%
5,206.79	0.51%		4,574.65	0.49%

CXHS1600008

2018

	130,503,128.96	28.47%	126,895,716.25	27.55%	2.84%
	18,716,273.86	4.08%	15,343,169.45	3.33%	21.98%
	7,567,570.47	1.65%	4,219,432.21	0.92%	79.35%
B ()	13,810,866.47	3.01%	12,635,453.66	2.74%	9.30%
	2,222,863.59	0.48%	1,287,840.66	0.28%	72.60%
	28,158,779.26	6.14%	19,655,641.52	4.27%	43.26%
	667,765.53	0.15%	0.00	0.00%	
	33,822,298.57	7.38%	18,632,997.55	4.05%	81.52%
	204,161,304.99	44.53%	244,160,393.47	53.19.50	

	28,158,779.26	12,027,904.05	57.29%	43.26%	75.93%	-7.93%
	667,765.53	563,784.91	15.57%			
	33,822,298.57	15,220,051.79	55.00%	81.52%	15.50%	25.72%
	204,161,304.99	61,038,495.61	70.10%	-16.38%	-14.58%	-0.63%
	114,728,295.82	29,637,113.02	74.17%	10.71%	44.56%	-6.05%
	153,264,680.12	32,252,447.30	78.96%	-14.02%	-34.67%	6.65%

		2,320,598.03	12.48%	2,038,634.06	12.49%	13.83%
		5,869,032.97	31.56%	4,620,468.10	28.30%	27.02%
		7,879,133.41	42.37%	6,672,774.55	40.87%	18.08%
		2,528,653.59	13.60%	2,994,388.90	18.34%	-15.55%

	62,887,849.48	80,042,296.74	-21.43%	
	14,575,088.70	2,480,935.56	487.48%	1,613.75
	42,956,248.69			1,184.08

1	Benvitimod Gel		
2	Benvitimod Rectal Foam		
3	Benvitimod Nasal Spray		

2

a. 2018
2019

b. CAR-T 2018

Tan-CAR

CAR-T

2	B	6846		2022/4/19
3		6846		2019/7/27
4		6846		2019/9/29
5		6846		2020/3/23
6		6864		2021/12/12
7				2022/6/25
8				2022/6/7
9				2022/6/25
10				2022/7/2
11				2023/5/7
12				2023/5/7


1

	2018		2017			
	104,730,970.35	6.39%	280,598,176.53	15.78%	-9.39%	3,600 5070.88 8,333.68
	161,095,134.48	9.83%	151,073,818.78	8.50%	1.33%	
	87,117,851.22	5.32%	64,526,546.11	3.63%	1.69%	
	104,242,833.34	6.36%	142,280,554.94	8.00%	-1.64%	5,000
	251,938,107.34	15.37%	209,258,452.11	11.77%	3.60%	
	2,938,849.19	0.18%	62,163,554.94	3.50%	-3.32%	
	148,000,000.00	9.03%	165,000,000.00	9.28%	-0.25%	
	149,600,000.00	9.13%	159,600,000.00	8.97%	0.16%	

2

2018

5,640,000.00				17,640,000.00
5,640,000.00				17,640,000.00
5,640,000.00				17,640,000.00
0.00				0.00



--	--

	--	--	63,708, 827.61	--	--	--	--	--	0.00	-8,151,5 66.65	--	--	--

3

4

5

1

--	--	--	--	--	--	--	--	--	--	--	--	--



2

	()		(1)		(2)	(3) (2)/(1)					
--	-----	--	-----	--	-----	----------------	--	--	--	--	--

		4,159.30	132.77
		5,499.09	
		682.16	6,181.25
	2016		4,500

3

1

2

10%

			54,500,000	292,101,991.41	229,748,794.78	204,161,304.99	82,040,953.17	64,071,024.58

		-2,511,333.29

CiPS
CAR-T

CD19-CD20 CAR-T Tan-CAR

CAR-T TCR-T TCR-HER2 iPS

2016-2020

2018

3.

4.

ISO22716 CAR-T 2019

GMP

5.

2019

6.

5.

6.

7.

1

					20%
				2018	45,746,533.50
	899,598.78			250,655,318.97	2017
13,257,350.56	2018 12 31	2018			282,244,903.13
	2019			2018	

3

2017 2 24

2016

2016

2017 2 24

265,155,701[]

10 0.80

21,212,456.08

2017 2 24

44


598,128


265,753,829

265,155,701

2018 4 4

2017

			36			
				2016 09 27		





			2015 10 31	2016 03 14		
				2016 03 14		
				2016 03 14		
			1			
			2	2011 07 06	2018 4 24	
			3			

			1			
			2	2011 07 06		

- 1.
- 2.
- 3. 2018 4 2
- 4. 2018 12 31 2018 1 12 2018 12 31

	90
	0
	0

2017 11 4	1	7,424,901
2.80%	25.373 /	

12 2017 11 5 2018 11 4

36

--	--	--	--

3

4

5

6,370.88 2018 70% 50%

2

3

1

2

4

1

2018 1

2018 9

847

2

3

1.

2018 4 3

10.6

98%

2018 2 23
2018-023
2018 3 2
2018 3
2 2018 3 9 2018 3 16 2018 3 23 2018 3 30
2018-025 2018-029 2018-032 2018-034 2018-036
2018 3 30
2018-039 2018 4 2 2018
4 11 2018 4 18 2018 4 25 2018-051 2018-058 2018-059
22 2018 4 11
2018 4 27 2018
2018-066
2018 5 2 3 2018 5 9 2018 5 16 2018
5 23 2018 5 30 2018 6 6 2018 6 13 2018 6 21 2018 6 28 2018 6 30 2018 7
6 2018 7 16 2018-071 2018-073 2018-074
2018-075 2018-076 2018-077
2018-079 2018-080 2018-081
2018-082 2018-085
7 17
2018 7 18
2018-086 2018 8 1
2018-095

1. 1.1

2018 7 20

<


>


2018-1CA>93<09

2015 10 12				
		1.5	5,000	24.75%
2016 2 26		5,000		
28				2018 9
	24.75%	5,000		
	2018 9 29			
	2018-111			

1

	76,290,026	28.77%	0	0	0	-56,279,401	-56,279,401	20,010,625	7.55%
1	0	0.00%	0	0	0	0	0	0	0.00%
2	0	0.00%	0	0	0	0			





32		2.00%	5,300,000	0	0	5,300,000		
		1.91%	5,074,855	0	5,074,855	0		5,074,855
		1.88%	4,978,440	0	0	0		
		1.44%	3,806,140	0	3,806,140	0		
		1.30%	3,443,724	0	0	0		
10								
4								
		29						
		29			1			
						55,044,822		55,044,822
						9,766,266		9,766,266

29

9,051,727

	3,443,724		3,443,724
--	-----------	--	-----------

--	--	--	--

4 10%

5



--	--	--	--	--	--	--	--	--	--	--	--	--

53 2017 10 2020 10 7,612,281 0 0 0
24 24

2. 1970 5

3. 1969
2018 5

4. 1966 10
EMBA

5. 1977 2001 2001 7 2005 1
2005 2 2014 2
2014 3 2015 1
CEO 2015 2 2016 9
2016 9 2018 5

6. 1964

7. 1957 7
2018

8. 1954 7

9. 1954
TCL 200

1. 1938 3 2008 5
1964 7 2001

2. 1979 12
2006 5

3. 2000 1

1.

2.

3.

4.

5. C₁+E_p 1976 7 2006 9

2013 03

	14 2018 381.53

--	--	--	--

1

5071867)83% 5071867)83% 5071867)83% 5071867)83% 5071867)83% 5071867)83% 5071867)83% 5071867)83% 5071867)83% 5071867)83%

4

1

2018		11.54%	2018 02 14	2018 02 15	
2018		41.69%	2018 04 27	2018 04 28	
2017		36.63%	2018 05 04	2018 05 05	
2018		30.96%	2018 08 22	2018 08 23	
2018		24.07%	2018 12 18	2018 12 19	

2

1

	12	2	10	0	0		2
	12	5	7	0	0		5
	6	1	5	0	0		0

2

3

1/2

1.

2018

4

2.

3.

	A. B.		C.	A.	B. C.
		D.		D.	
	A.		C.	E. F.	
			D.	A.	B.
				F.	C.
				D.	
				E.	
				F.	
		20%		1,000	
				10%	
			<		
	20%	500			


2018 12 31	
	2019 04 26

	2019 04 26
	2019 1-00543

1

	104,730,970.35	280,598,176.53
	164,095,134.48	156,073,818.78
	3,000,000.00	5,000,000.00
	161,095,134.48	151,073,818.78
	2,032,715.79	1,244,792.65
	17,957,103.06	15,138,489.54
	87,117,851.22	64,526,546.11
	25,635,103.00	17,089,921.84
	401,568,877.90	534,671,745.45
	73,040,000.00	65,000,000.00

	104,242,833.34	142,280,554.94
	251,938,107.34	209,258,452.11
	2,938,849.19	62,163,554.94
	44,831,821.84	51,816,184.14
	84,763,610.50	62,205,893.78
	566,563,884.62	569,305,972.11
	41,586,500.38	26,527,157.67
	49,070,989.36	29,538,456.59
	18,516,737.27	



	1,639,062,211.74	1,778,374,054.24
--	------------------	------------------

2

	57,362,281.02	78,864,516.46
	69,803,176.27	71,110,833.45
	3,000,000.00	2,000,000.00
	66,803,176.27	69,110,833.45

	28,438,102.57	26,072,649.54
	4,822,037.73	5,426,582.02
	1,442,017.95	1,181,604.61
	18,516,737.27	12,888,800.00
	1,287,097,806.41	1,297,028,763.42
	1,527,931,385.45	1,492,425,755.45
	148,000,000.00	165,000,000.00
	109,223.10	232,903.10
	1,499,013.59	1,073,660.47
	3,142,033.76	3,259,064.84

	179,396,064.60	190,494,523.94
	462,100,734.96	376,432,585.77
	265,155,701.00	265,155,701.00
	513,118,232.91	559,019,389.29
	37,417,013.04	36,517,414.26
	250,139,703.54	255,300,665.13
	1,065,830,650.49	1,115,993,169.68
	1,527,931,385.45	1,492,425,755.45

3

	458,461,849.36	460,596,556.82
	458,461,849.36	460,596,556.82
	441,671,164.10	445,239,033.69
	125,962,822.39	124,179,598.39
	3,636,346.43	3,847,215.86

	184,237,900.78	179,621,899.02
	62,887,849.48	80,042,296.74
	42,956,248.69	49,913,523.31
	14,575,088.70	2,480,935.56
	22,795,108.58	10,598,308.34

2.		
3.		
4.		
5.		
6.		
	8,995,987.75	9,121,275.47

	101,835,985.20	93,317,502.36
	42,710,257.60	42,843,403.13

		71,600,000.00
	148,000,000.00	401,950,000.00
	175,000,000.00	80,000,000.00
	29,298,251.35	25,102,239.60
	157,237,956.38	300,479,164.68
	361,536,207.73	405,581,404.28
	-213,536,207.73	-3,631,404.28

	5,930.00	41,800.00
	1,111,135.47	3,770,825.71
	50,708,800.00	279,575,000.00
	51,819,935.47	283,345,825.71
	-51,814,005.47	-283,304,025.71
	148,000,000.00	324,600,000.00

	265,79				880,233	4,353,8	3,215,0		34,156,		227,859	62,954,	1,469,8
	8,829.				,822.89	71.88	37.95		720.08		,594.40	529.32	64,661.
	00												76
	-643,1				-260,03	-4,353,8	-9,219,8		1,550,8		22,795,	-16,303	-257,50
	28.00				7,588.5	71.88	39.53		43.90		724.57	,955.79	4,071.4
					2								9
	-643,1						-9,219,8				45,523,	-10,843	24,816,
	28.00						39.53				131.71	,707.64	456.54

5													
1													
2													
					-265,519,999.9								-265,519,999.9
	265,155,701.00				620,196,234.37		-6,004,801.58		35,707,563.98		250,655,318.97	46,650,573.53	1,212,360,590.27

8

	265,155,701.00				559,019,389.29					36,517,414.26	255,300,665.13	1,115,993,169.68	
	265,155,701.00				559,019,389.29					36,517,414.26	255,300,665.13	1,115,993,169.68	
					-45,901,156.38					899,598.78	-5,160,961.59	-50,162,519.19	
											8,995,987.75	8,995,987.75	
					-45,901,156.38							-45,901,156.38	
1													
2													

5											
1											
2											

1

-

2

12

1

2018 12 31

2018

1-12

2

1 1 12 31

3

12

4

5

1

2

6

1

2

3

4

7

1

2

3

4

2

8

9

1

()

2

10

1

2

5

()

	50%
	12

11

1	2	10.00%	10.00%
2	3	30.00%	30.00%
3	4	50.00%	50.00%
4	5	80.00%	80.00%
5		100.00%	100.00%

5

13

1

2

14

1

2

a.

b.

3

a.

b.

2

--	--	--	--	--

15-50

5

CRF

- a.
- b.
- c.
- d.
- e.

10 --

19

20

21

1

1

a.

b.

2

3

25

1

2

a.

b.

26 /

1

2

3

27

1

2

- a.
- b.
- c.

3

- a.

()

- b.

80% 125%

- c.

&

		3%
		2%

	25%
	16.5%
	25%
	15%
	25%
	25%
	25%
	25%
	25%
	25%
	25%
	25%
	25%
	25%
	25%
	25%

2

1 [2009]9

6%

6%

[2014]57

[2009]9

%

2 2008 1 1

15%

2017 12 1 1

GF201744006410

1 1

15%

3

2

1)

	171,835, 854.25	99.78%	10,740,7 19.77	6.26%	161,095,1 34.48	158,766 ,483.03	99.76%	7,692,664. 25	4.85%	151,073,81 8.78

1	2	2,621,122.86	262,112.29	10.00%
2	3	1,983,807.28	595,142.18	30.00%
		4,765,941.84	858,059.53	




	17,640,000.00		17,640,000.00			
	55,400,000.00		55,400,000.00	65,000,000.00		65,000,000.00
	73,040,000.00		73,040,000.00	65,000,000.00		65,000,000.00

2

/	12,000,000.00			12,000,000.00
肆				

	12,168,75 3.63			-739,390. 14						11,429,36 3.49	
	65,502,23 5.81			-3,255,66 9.70						62,246,56 6.11	
	3,544,062 .26			-23,527.2 1						3,520,535 .05	
	44,505,67 6.94		50,000,00 0.00						5,494,323 .06		
TEKIA INC.	16,071,08 1.65			-224,220. 18					766,587.2 1	16,613,44 8.68	



292,757,462.38
64,020,569.55
7,249,769.89
56,770,799.66



3.						

	62,163,5	24,469,3	56,770,7	26,923,2
	54.94	81.21	99.66	

3.					
1					
4.					



	-	3,205,921.37
= +	522,970,260.39	32,059,213.73
	185,020,200.00	2,554,700.00
= +	707,990,460.39	34,613,913.73
	723,809,072.92	36,788,219.01
0 = -		

1

2

2

2019

4 2 (2019) 2-0235

2019 4

2 (2019) 2-0188

					WACC

14

	16,887,577.28	12,734,517.34	9,453,422.76		20,168,671.86
	4,935,926.00	13,118,365.96	974,793.20		17,079,498.76
	4,703,654.39	548,749.68	914,074.31		4,338,329.76
	26,527,157.67	26,401,632.98	11,342,290.27		41,586,500.38

15 /

1

	12,100,803.99	2,044,405.32	8,644,665.86	1,406,770.47
	108,592,571.42	26,288,842.69	103,177,905.19	25,078,106.64
	613,201.18	153,300.30	936,042.23	201,726.46
	82,337,764.20	20,584,441.05	11,407,412.07	2,851,853.02
	203,644,340.79	49,070,989.36	124,166,025.35	29,538,456.59

2

	108,770,644.04	9,245,504.74	193,091,258.53	16,412,756.97
	3,672,721.72	550,908.26	479,659.65	71,948.94
	112,443,365.76	9,796,413.00	193,570,918.18	16,484,705.91

3

--	--	--	--	--

		49,070,989.36		
--	--	---------------	--	--

17
1

	148,000,000.00	165,000,000.00
	148,000,000.00	165,000,000.00

18

	10,182,587.57	6,513,997.02
	10,182,587.57	6,513,997.02

1

--	--	--

2

1	1	9,858,847.07	5,766,291.91
1		323,740.50	747,705.11
		10,182,587.57	6,513,997.02

19
1


1	1	5,545,929.65	4,322,200.00
1		35,846.84	48,278.39
		5,581,776.49	4,370,478.39

20

1

	13,149,772.09	94,667,079.97	91,247,491.56	16,569,360.50
-	112,813.59	8,280,934.03	8,333,017.02	60,730.60
		1,441,658.86	1,441,658.86	
	13,262,585.68	104,389,672.86	101,022,167.44	16,630,091.10

2



	28,047,749.02	8,342,604.88
	252,907.14	467,231.09
	191,276.61	200,971.12
	81,975.69	86,288.19
	37,377.97	57,525.65
	84,428.44	86,992.05
	28,197.54	51,818.83
		150,000.03
		46.19
	31,413,541.63	11,998,217.79

22

	12,629,123.81	7,182,145.48
	46,566,461.97	126,630,976.89
	59,195,585.78	133,813,122.37

1

	82,204.25	254,805.84
	388,123.92	238,586.94
	12,158,795.64	6,688,752.70
	12,629,123.81	7,182,145.48

2
3

1)

	7,846,571.78	5,310,719.44
	15,780,322.64	18,555,312.62

	1,350,406.75	1,052,716.93
	14,624,920.98	14,624,920.98
	6,964,239.82	87,087,306.92
	46,566,461.97	126,630,976.89

2) 1

	12,525,000.00	
	6,390,000.00	
	2,624,920.98	
	21,539,920.98	--

23

1

	149,600,000.00	159,600,000.00
	149,600,000.00	159,600,000.00

24

--	--	--	--	--

2014ZT05S2 16								
	13,911,711.44			1,167,020.21			12,744,691.23	
	14,182,281.88			844,906.80			13,337,375.08	
	1,909,985.00						1,909,985.00	
		10,500,000.00		2,559,600.00			7,940,400.00	
		1,620,000.00					1,620,000.00	
2018YFC11059 02								
CiPS (201508020001)	4,179,294.91	5,000,000.00		9,179,294.91				
	3,053,625.31	13,486,796.41	7,368,779.03	6,613,651.90			2,557,990.79	
	54,970,356.81	30,606,796.41	7,368,779.03	7,368,779.03			53,171,959.93	

25

26

		+					

	265,155,701.00						265,155,701.00
--	----------------	--	--	--	--	--	----------------



	10,440,476.30	9,959,208.04
	5,851,117.60	16,030,513.30
	845,217.04	845,909.78
	2,776,933.62	1,757,999.21
	2,982,878.99	4,021,180.36
	935,408.75	470,496.31
	42,956,248.69	49,913,523.31

36

	22,795,108.58	10,598,308.34
	2,576,899.57	4,537,602.55
	-5,789,068.32	-4,513,762.65
	145,948.01	933,992.42
	14,575,088.70	2,480,935.56

37

	3,613,022.83	4,567,669.14
	1,059,797.31	585,895.67
	2,7ETQ13 Tr	

T

43

1

	43,174,885.00	19,988,643.96
	-26,220,825.68	-2,334,888.70
	16,954,059.32	17,653,755.26

	18,343,694.04	18,729,375.78
	7,616,976.97	8,759,202.28
	11,342,290.27	7,095,781.07
	-43,935.17	202,705.42
	68,251.87	9,328.55
	20,218,209.01	6,084,545.69
	-1,264,300.57	20,749,842.67
	-19,532,532.77	-9,906,597.93
	-6,688,292.91	7,571,709.23
	-22,591,305.11	-12,254,508.97
	-11,627,852.36	-67,566,639.29
	-6,093,791.33	-34,056,051.47
	32,276,116.89	-14,748,318.09
2	--	--
3	--	--
	104,730,970.35	280,598,176.53
	280,598,176.53	357,458,389.78
	-175,867,206.18	-76,860,213.25

2

3

	398,871.79
	--
	398,871.79
	230,009.26
	--
	230,009.26
	--
	168,862.53

4

	104,730,970.35	280,598,176.53
	11,386.44	58,597.56
	104,719,583.91	280,539,578.97
	104,730,970.35	280,598,176.53

46

1

	--	--	
	45,327.36	6.8632	311,090.74
	2,690,284.30	0.8762	2,357,227.10
	--	--	
	9,521,171.19	0.8762	8,342,450.20

47

48

1

2

49

1

1

--	--	--	--	--	--	--	--	--

	8,124,949.11	2,316,492.37
	416,254.00	47,760.00
	521,186.41	312,842.74
	13,827,694.34	15,696,951.44
	25,000.00	25,750.00
	1,027,642.95	2,426,850.00
	-4,954,324.27	-698,224.05
	-1,591,888.39	-1,124,730.52
	-3,362,435.88	

2

--	--	--	--	--	--	--	--	--	--	--	--

3

2018 12 31

2018 1 12

					60.00%	
					100.00%	

3

--	--	--

	1,868,16	3,984,27	5,852,43	5,480,24		5,480,24	1,451,74	4,226,95	5,678,69	3,549,23		3,549,23
	2.30	0.74	3.04	2.82		2.82	3.41	1.72	5.13	3.36		3.36

	1,311,297.16	-4,893,510.38	-4,893,510.38	229,984.74	388,611.66	-1,374,984.55	-1,374,984.55	-3,480,142.98
		-1,393,972.17	-1,393,972.17	-3,709,991.78		-222,277.38	-222,277.38	-434,343.79

				26.50%		
				49.33%		
					33.83%	
TEKIA INC.					30.00%	

--	10,859,282 .22	55,500,899 .61		13,881,824 .63		10,859,282 .22	55,500,899 .61		13,881,824 .63	
--	-641,745.0 9	-204,418.5 5	-81,659.68	1,226,485. 09	-280.83	-98,495.09	-204,418.5 5	-17,966.41	495,531.10	
	11,429,363 .49	62,246,566 .11	3,520,535. 05	16,613,448 .68	489,484.24	12,168,753 .63	65,502,235 .81	3,544,062. 26	16,071,081 .65	488,744.65
	314,809.23	15,056,397 .09	36,407.77	14,364,875 .50			23,430,710 .50	38,834.95	11,650,207 .73	
	-2,790,151 .47	-6,599,776 .41	-69,524.86	-925,288.3 1	2,082.49	-5,467,051 .84	-15,828,25 1.55	-641,272.6 3	-4,715,010 .21	-2,561.94
	-2,790,151 .47	-6,599,776 .41	-69,524.86	-925,288.3 1	2,082.49	-5,467,051 .84	-15,828,25 1.55	-641,272.6 3	-4,715,010 .21	-2,561.94

4

	/	/
	--	--
	--	--
	--	--
	--	--

5

6

2018 12 31

161,095,134.48




9.83%

1

2018 12 31

148,000,000.00

149,600,000.00 2018



1

			500,000,000.00	24.02%	24.02%

100%

2

3

4

5

1

/

		163,986.99			326,849.38
					142.86
		123,318.63			43,773.59
					30,188.68
					5,660.38
		2,251,815.27			2,437,572.39
		5,969,941.95			

2

		25,005.30	
		156,660.72	
			8,000.00

		143,809.52	285,714.24

3

	149,600,000.00	2017 10 25	2024 10 25	
	149,600,000.00	2017 10 25	2024 10 25	

1 2017 10 24

2017

171001 01

2017 10 24

2017

171001

15,960.00

1,000

14,960.00

2017 10 25

2022 10 25

2	2017	10	24								
	2017			171001	02						
								2017	10	24	
	2017			171001						15,960.00	
1,000				14,960.00		2017	10	25	2022	10	25

4



2

3

3

1

2

3

4

1

2

3

4

5

6

1

2

3

4

1

	439,630,851.70	106,883,869.45	442,830,644.77	107,801,521.65
	439,630,851.70	106,883,869.45	442,830,644.77	107,801,521.65

2

1

1)

	3,000,000.00	2,000,000.00
	3,000,000.00	2,000,000.00

2

1)

	75,962,438.50	99.51%	9,159,262.23	12.06%	66,803,176.27	75,892,098.34	99.51%	6,781,264.89	8.94%	69,110,833.45
	377,021.00	0.49%	377,021.00	100.00%	0.00	377,021.00	0.49%	377,021.00	100.00%	0.00
	76,339,459.50	100.00%	9,536,283.23		66,803,176.27	76,269,119.34	100.00%	7,158,285.89		69,110,833.45

1				
1		28,003,663.69	140,018.32	0.50%
1	2	10,188,266.50	1,018,826.65	10.00%
2	3	9,335,551.00	2,800,665.30	30.00%
3	4	2,368,971.68	1,184,485.84	50.00%
4	5	4,150,298.00	3,320,238.40	80.00%
5		695,027.72	695,027.72	100.00%

	54,741,778.59	9,159,262.23	
--	---------------	--------------	--

	96,383,107.12	100.00%	73,586.71	0.08%	96,309,520.41	22,274,926.25	100.00%	51,497.59	0.07%	22,223,428.66
	96,383,107.12	100.00%	73,586.71	0.08%	96,309,520.41	22,274,926.25	100.00%			

	92,820,091.42	20,836,444.17
	1,903,531.56	88,000.00
	313,400.00	331,350.00
	1,346,084.14	1,019,132.08
	96,383,107.12	22,274,926.25

4)

		32,664,800.00	1	33.89%	
		31,497,517.02	1	32.68%	
		20,992,000.00	1	21.78%	
		6,457,869.11	1	6.70%	
		865,678.71	1-2	0.90%	73,586.71
	--	92,477,864.84	--	95.95%	73,586.71

3

	906,018,632.34	906,018,632.34	906,018,632.34	906,018,632.34	906,018,632.34
	73,675,929.60	73,675,929.60	77,670,989.44	77,670,989.44	77,670,989.44
	979,694,561.94	979,694,561.94	983,689,621.78	983,689,621.78	983,689,621.78

1

	3,000,000.00			3,000,000.00	
()	10,253,850.00			10,253,850.00	
	85,000,000.00			85,000,000.00	

	140,000,020.00			140,000,020.00		
	10,000,000.00			10,000,000.00		
	30,000,000.00			30,000,000.00		
	15,000,000.00			15,000,000.00		
	5,000,000.00			5,000,000.00		
	599,999,994.21			599,999,994.21		
	1,654,737.16					

	165,266,284.74	25,062,669.41	156,041,274.65	23,839,765.79
--	----------------	---------------	----------------	---------------

5

		-3,995,059.84	-16,261,486.06
			-480,000.00
		-3,995,059.84	-16,741,486.06

1

		-24,316.70	
		33,789,824.21	
		-4,140,545.07	
		5,462,932.44	
		247,363.30	
		7,856,686.11	
		-1,362,498.13	
		28,841,070.20	--

1

1

2

		/	/
	3.85%	0.17	0.17
	1.42%	0.06	0.06

3

1

2

2018